Unitex Group

Web slings

Round slings

Ultralift and Heavy Lift

WITH Dyneema®

Dyneema® is a registered trademark of Royal DSM N.V.

Corner and Abrasion Protection

Table of Contents

Table of Contents WEB SLINGS AND ROUND SLINGS

Web Slings and Round Slings

Web slings and Round slings - Information Page 4-6

Web slings and Round slings - WLL Capacity table Page 7

Web slings with eyes - Type MC - 2-layer Page 8

Endless Web slings - Type MCEE - 1-layer Page 9

Endless Web slings - Type MCED - 2-layer Page 9

Web slings with triangles - Type MCDD - 2-layer Page 10

Web slings with triangles - Type MCDDS - 2-layer Page 10

Web slings with triangles - Type DTR - Male triangles Page 11

Web slings with triangles - Type DSTR - Female triangles Page 11

Web slings with eyes - Type TDQ - 4-layer Page 12

Round slings - TE with single sleeve Page 13

Round slings - DT with double sleeve Page 13

Premium Round slings - Type TLX Round slings Page 14

Round sling Assemblies Page 15

Round sling Hooks Page 16

Combinations for Round sling and Web sling Assemblies Page 16

Heavy Lift

Ultralift by Unitex® - Information Page 18

Ultralift by Unitex® - WLL Capacity table Page 19

Ultralift by Unitex® - ULLD Round slings Page 20-21

Premium Round slings - ULEX Round slings with EX protection sleeve Page 22-23

Ultralift by Unitex® - ULCS Round slings - Coil slings with Type HD protection sleeve Page 24-25

Premium Round slings - Type EX Round slings Page 27-28

Information Page 26

Premium Round slings - Type EX Round slings Page 27-28

Premium Round slings - Type TLX Round slings Information Page 29

Premium Round slings - Type TLX Round slings with Techlon® protection sleeve Page 30-31

Ultralift by Unitex® - Examples of applications Page 32

Web Slings

Web slings - Type TDQ Information Page 33

Web slings - Type TDQ - 4-layer Page 34

Web slings with triangles - Type TDQDD - 4-layer Page 35

Web slings with triangles - Type TDQDDS - 4-layer Page 36

Triangles for Web slings - Specifications suitable for Type TDQDD and Type TDQDDS Page 37

Table of Contents

Table of Contents PROTECTION SLEEVES, CORNER AND ABRASION PROTECTION

*ULTRA*PROTECT

*ULTRA*PROTECT by Unitex® Protection sleeves

Type LD and HD protection sleeves for Round slings Page 38

Type LD und HD protection sleeves for Web slings Page 39

Sling Protection for Round slings and Web slings Page 40

Corner Protection for Round slings and Web slings Page 41

Corner and Abrasion Protection

Abrasion Protection

Solutions for Round slings and Web slings Page 42

Corner and Abrasion Protection

Solutions for Round slings and Web slings Page 43-46

PU Chain Protection Page 47

KWE with steel insert - Heavy Duty Corner Protectors Page 48

STOBITEX - PU Fork lift truck Prong Protection Page 49

STOBITEX - PU Heavy load Impact Protector Page 50

STOBITEX - PU Impact Protection „Hollow Profile“ Page 51

STOBITEX - PU Impact Protection Page 52

STOBIFORM - PU Collision Protection Page 53

Notes / sketches Page 54

Web slings and Round slings
Information

1. Standards and Machinery Directives

For all European manufacturers the technical demands and the references on how to produce textile lifting equipment like round slings and web slings are summarized in the EN 1492-1 (web slings) and the EN 1492-2 (round slings) standards.
Additionally the textile lifting equipment is encoded with the CE mark according to the Machinery Directive 2006/42/EC.

2. Testing and Maintenance

To guarantee a safe way of using the textile lifting equipment they must be tested at least once a year or according the latest publications of standard or local guidlines. The operator of the equipment has to arrange several test intervals independently of predetermining operation conditions. These tests have to be carried out by competent persons.
Possible damaged round slings / web slings may only be repaired by the manufacturer or by people who have become the power of attorney to repair from the manufacturer.

To guarantee the quality of our products the standard Web slings and Round slings are being certified by:
Aib Vincotte (VGS), Berufsgenossenschaft (GS) or Lloyds.

3. Lifting of loads (WLL capacity table and lifting angle)

If a load with a certain weight has to be lifted, the person to coordinate this job has to make sure the correct lifting materials are chosen. Also the number of slings, the capacity and the length have to be defined.

It is also important to plan the lifting procedure and to make sure that the lifting angle does not exceed 60 degrees. (an angle of more than 60 degrees is forbidden!)

The larger the lifting angle, the smaller the practical capacity of the lifting equipment. As a simple rule you can say:

In the case of a lifting angle of up to 45 degrees, the chosen lifting equipment can be accounted for only 70% of the original capacity.
For example: 70% of 2 t = 0,7 x 2 t = 1,4 t

In the case of a lifting angle of up to 60 degrees, the chosen lifting equipment can be accounted for only 50% of the original capacity.
For example: 50% of 2 t = 0,5 x 2 t = 1,0 t

The actual Working Load Limits (WLL), taking into account the lifting angle, the number of slings and the way of lifting, can be found in our WLL capacity tables.

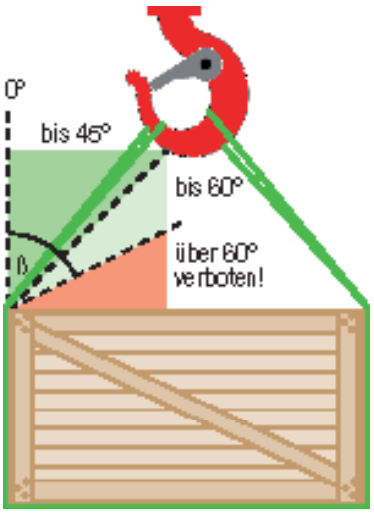

4. Way of use and handling

The European Norm has given each capacity in the EN 1492-1 / 2 a specific colour. This to easily and clearly identify the capacity of web slings and round slings:

Round slings & Web slings 2-layer
Form B2, PES
Colour coding according to EN

- WLL 1,0 t
- WLL 2,0 t
- WLL 3,0 t
- WLL 4,0 t
- WLL 5,0 t
- WLL 6,0 t
- WLL 8,0 t
- WLL 10,0 t and >10 t

Overview of Web sling and designs according to EN 1492-1

Form	A-Endless MCEE MCED	B-Web slings with reinforced eyes MCS MC	C+CR - Web sling with eyes and Connectors MCDD MCDDS
Load bearing sling parts			C Cr
Load bearing part (simple)		1-Layer Web sling with reinforced eyes MCS, B1 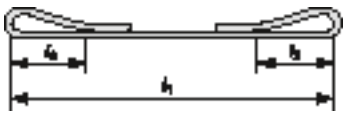	1-Layer Web sling with Connectors MCDD, C1 / CR1 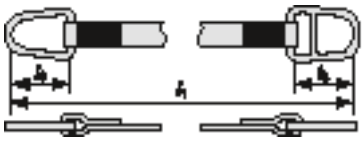
Load bearing parts (double)	1-Layer Web sling MCEE A2 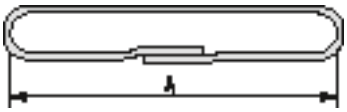	2-Layer Web sling with reinforced eyes MC, B2 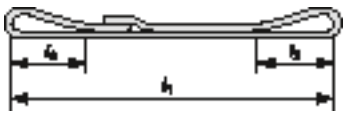	2-Layer Web sling with Connectors MCDDS, C2 / CR2 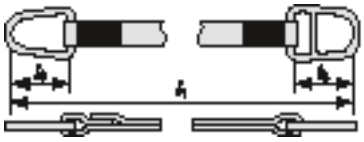
Load bearing parts (fourfold)	2-Layer Web sling MCED A4 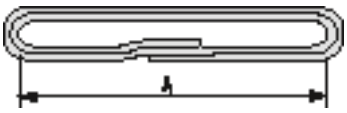		

Web slings and Round slings
Information

Information

To make sure the stitching of the eye of a web sling will not break open, the angle of the opened eye of a web sling should not exceed 20 degrees when it is attached to a crane hook .

The following rule has to be followed:

You are on the safe side as the length of the eye amounts at least 3.5 times the thickness (b) of the crane hook .

L2 > = b x 3,5

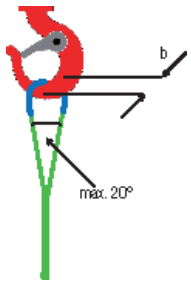

Be careful:
sharp edges will not only damage lifting equipment,
but can also lead to accidents.

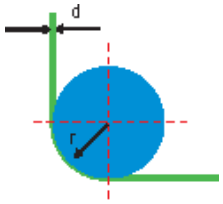

For this reason:
The corner radius „r“ always has to be larger than the thickness **„d“** of the lifting equipment.
In the case of loads with sharp edges, definitely corner protection must be used.

Warning: Due to slipping of the load, both corner protection systems; PU and ULTRA Protect can be damaged!

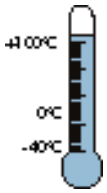

Lifting equipment made of polyester fibres with their marked WLL capacity can be used in the temperature range of -40 to +100 degrees C.

If they are being used in contact with chemicals it is absolutely necessary to contact the manufacturer beforehand for permission.

WARNINGS Round slings and Web slings

Knots are prohibited.

In the case of influence of chemicals, consultation with the supplier has to be taken up.

Check the weight of the load, do not overload! Take the center of gravity of the load into account.

Discard and replace damaged Round slings and Web slings.

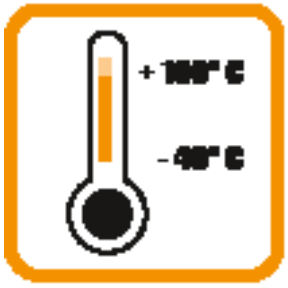

Only use in temperature range (-40 to + 100 C)

Protect Round slings and Web slings against sharp edges.

Consider lifting angle, way of lifting and the seating of the sling

Never attach lifting material on the top of a crane hook.

ALWAYS CHECK ROUND SLINGS AND WEB SLINGS FOR DAMAGES BEFORE USE!

Web slings and Round slings

WLL capacity table

WLL capacity table for Web slings and Round slings

Colour code according to EN 1492-1/2	Working Load Limits with 1 webbing sling or round sling							Working Load Limits with 2 webbing slings or round slings			
	straight lift	choked lift	*ß	*ß		*ß		*ß		*ß	
			0° - 7°	7° - 45°	45° - 60°	7° - 45°	45° - 60°	7° - 45°	45° - 60°	7° - 45°	45° - 60°
				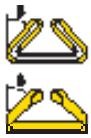				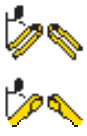	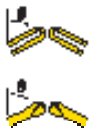	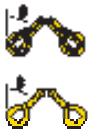	
Factor	1	0,8	2	1,4	1	0,7	0,5	1,4	1	1,12	0,8
WLL 1 t	1,00	0,80	2,00	1,40	1,00	0,70	0,50	1,40	1,00	1,12	0,80
WLL 2 t	2,00	1,60	4,00	2,80	2,00	1,40	1,00	2,80	2,00	2,24	1,60
WLL 3 t	3,00	2,40	6,00	4,20	3,00	2,10	1,50	4,20	3,00	3,36	2,40
WLL 4 t	4,00	3,20	8,00	5,60	4,00	2,80	2,00	5,60	4,00	4,48	3,20
WLL 5 t	5,00	4,00	10,00	7,00	5,00	3,50	2,50	7,00	5,00	5,60	4,00
WLL 6 t	6,00	4,80	12,00	8,40	6,00	4,20	3,00	8,40	6,00	6,72	4,80
WLL 8 t	8,00	6,40	16,00	11,20	8,00	5,60	4,00	11,20	8,00	8,96	6,40
WLL 10 t	10,00	8,00	20,00	14,00	10,00	7,00	5,00	14,00	10,00	11,20	8,00
WLL 12 t	12,00	9,60	24,00	16,80	12,00	8,40	6,00	16,80	12,00	13,44	9,60
WLL 15 t	15,00	12,00	30,00	21,00	15,00	10,50	7,50	21,00	15,00	16,80	12,00
WLL 20 t	20,00	16,00	40,00	28,00	20,00	14,00	10,00	28,00	20,00	22,40	16,00
WLL 25 t	25,00	20,00	50,00	35,00	25,00	17,50	12,50	35,00	25,00	28,00	20,00
WLL 30 t	30,00	24,00	60,00	42,00	30,00	21,00	15,00	42,00	30,00	33,60	24,00
WLL 40 t	40,00	32,00	80,00	56,00	40,00	28,00	20,00	56,00	40,00	44,80	32,00
WLL 50 t	50,00	40,00	100,00	70,00	50,00	35,00	25,00	70,00	50,00	56,00	40,00
WLL 60 t	60,00	48,00	120,00	84,00	60,00	42,00	30,00	84,00	60,00	67,20	48,00
WLL 70 t	70,00	56,00	140,00	98,00	70,00	49,00	35,00	98,00	70,00	78,40	56,00
WLL 80 t	80,00	64,00	160,00	112,00	80,00	56,00	40,00	112,00	80,00	89,60	64,00
WLL 90 t	90,00	72,00	180,00	126,00	90,00	63,00	45,00	126,00	90,00	100,80	72,00
WLL 100 t	100,00	80,00	200,00	140,00	100,00	70,00	50,00	140,00	100,00	112,00	80,00
WLL 120 t	120,00	96,00	240,00	168,00	120,00	84,00	60,00	168,00	120,00	134,40	96,00
WLL 150 t	150,00	120,00	300,00	210,00	150,00	105,00	75,00	210,00	150,00	168,00	120,00

Differences and properties of the various Sleeve types

Sleeve type	TE	DT	TLX	EX	ULTRALIFT™
Material	Polyester	Polyester	Polyester	Polyester with reinforced outer sleeve	Dyneema®
Webbing	plain	double sleeve	reinforced	double sleeve	specially reinforced webbing
Abrasion resistance	-/+	-/+	+	++	++++
Cutting resistance	-/+	-/+	+	++	++++
Temperature range	-40 to 100	-40 to 100	-40 to 100	-40 to 100	-60 to 70
Acids	++	++	++	++	++
Alkalines	-	-	-	-	++
Micro Organisms	++	++	++	++	+++
UV resistance	++	++	++	++	++++
Product range	1 to 10 t	1 to 10 t	1 to 150 t	"12 to 120 t Core: Polyester. 12 to 140 t Core: Dyneema®"	"2 to 180 t only with Core of Dyneema®"

Web slings with eyes

Type MC - 2-layer

Type MC • 2-layer • according to EN 1492-1

Type	Colour		Working Load Limit t	Webbing width mm	Thickness mm	Eye length			Standard eye type	Weight			Weight 1 Meter extra kg
						1 Meter Working length mm (L2)	2 Meter Working length mm (L2)	3 Meter Working length mm (L2)		1 Meter kg (L1)	2 Meter kg (L1)	3 Meter kg (L1)	
MC 030		violet	1	30	7	250	400		type 1	0,25	0,45	0,65	0,20
MC 060		green	2	60	6	250	400		type 3	0,44	0,79	1,14	0,35
MC 090		yellow	3	90	7,5	250	400		type 3	0,71	1,25	1,80	0,55
MC 120		gray	4	120	8		450		type 4		1,67	2,40	0,73
MC 150		red	5	150	7		550		type 4		2,12	3,06	0,94
MC 180		brown	6	180	7		600		type 4		2,95	4,14	1,20
MC 240		blue	8	240	8			750	type 4			5,25	1,50
MC 300		orange	10	300	7			1000	type 4			6,85	1,97
TD 300		orange	12	300	8			1000	type 4			8,35	2,36

Fully reinforced crane eyes on request.

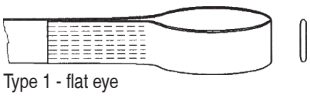

Type 1 - flat eye

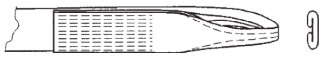

Type 4 - folded eye 1/2 width from two sides

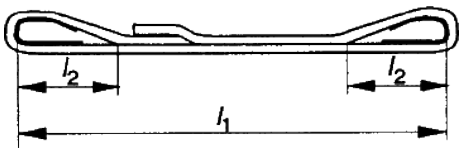

Type 2 - reversed eye

Type 5 - folded eye 1/3 width

Type 3 - folded eye 1/2 width from one side

Endless web slings

Type MCEE - 1-layer and MCED - 2-layer

Type MCEE • Endless web slings • 1-layer • according to EN 1492-1

Type	Colour		Working Load Limit t	Webbing width mm	Thick-ness mm	Weight 0,5 Meter kg (L1)	Weight 1 Meter kg (L1)	Weight 0,5 Meter extra kg
MCEE 030		violet	1	30	3,5	0,12	0,21	0,09
MCEE 060		green	2	60	3	0,21	0,38	0,17
MCEE 090		yellow	3	90	4	0,34	0,60	0,26
MCEE 120		gray	4	120	4		0,82	0,35
MCEE 150		red	5	150	3,5		1,06	0,45
MCEE 180		brown	6	180	3,5		1,45	0,58
MCEE 240		blue	8	240	4		1,84	0,72
MCEE 300		orange	10	300	3,5		2,47	0,95
MCEE 300		orange	12	300	4		3,14	1,14

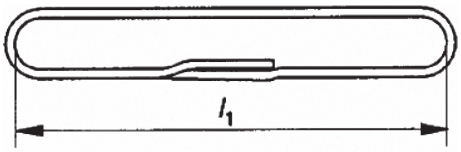

Type MCED • Endless web slings • 2-layer • according to EN 1492-1

Type	Colour		Working Load Limit t	Webbing width mm	Thick-ness mm	Weight 0,5 Meter kg (L1)	Weight 1 Meter kg (L1)	Weight 0,5 Meter extra kg
MCED 030		green	2	30	7	0,22	0,41	0,19
MCED 060		gray	4	60	6	0,39	0,73	0,34
MCED 090		brown	6	90	7,5	0,62	1,16	0,54
MCED 120		blue	8	120	8		1,57	0,72
MCED 150		orange	10	150	7		2,02	0,93
MCED 180		orange	12	180	7		2,69	1,19
MCED 240		orange	16	240	8		3,37	1,48
MCED 300		orange	20	300	7		4,50	1,96
MCED 300		orange	24	300	8		5,58	2,35

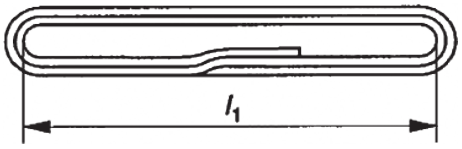

Web slings with triangles

Type MCDD and MCDDS - 2-layer

Type MCDD • Web sling with triangles • 2-layer

Type	Colour		Working Load Limit t	Webbing width mm	Thick-ness mm	Weight			Weight 1 Meter extra kg
						1 Meter kg (L1)	2 Meter kg (L1)	3 Meter kg (L1)	
MCDD 030		violet	1	30	7	0,62	0,82	1,02	0,20
MCDD 060		green	2	60	6	1,39	1,74	2,09	0,35
MCDD 090		yellow	3	90	7,5	2,78	3,33	3,88	0,55
MCDD 120		gray	4	120	8		4,68	5,41	0,73
MCDD 150		red	5	150	7		6,19	7,13	0,94
MCDD 180		brown	6	180	7		8,51	9,71	1,20
MCDD 240		blue	8	240	8			16,24	1,50
MCDD 300		orange	10	300	7			21,68	1,97

Type MCDDS • Web sling with triangles • 2-layer

Type	Colour		Working Load Limit t	Webbing width mm	Thick-ness mm	Weight			Weight 1 Meter extra kg
						1 Meter kg (L1)	2 Meter kg (L1)	3 Meter kg (L1)	
MCDDS 030		violet	1	30	7	0,82	1,02	1,22	0,20
MCDDS 060		green	2	60	6	1,86	2,21	2,56	0,35
MCDDS 090		yellow	3	90	7,5	3,63	4,21	4,76	0,55
MCDDS 120		gray	4	120	8		6,11	6,84	0,73
MCDDS 150		red	5	150	7		8,90	9,84	0,94
MCDDS 180		brown	6	180	7		10,79	11,99	1,20
MCDDS 240		blue	8	240	8			20,45	1,50
MCDDS 300		orange	10	300	7			27,31	1,97

Web slings with triangles

Type DTR - Male triangles and DSTR - Female triangles

Type DTR • Male triangles

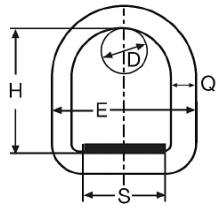

Type	Width mm	Working load Limit t	Q mm	D mm	H mm	E mm	Weight ca. kg
DTR 010	30	1,00	12	45	60	70	0,2

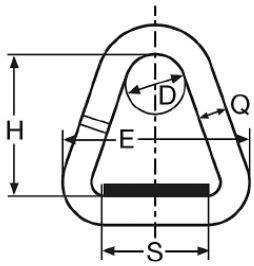

Type	Width mm	Working load Limit t	Q mm	D mm	H mm	E mm	Weight ca. kg
DTR 020	60	2,00	16	30	80	100	0,5
DTR 030	90-100	3,00	20	60	120	146	1,1
DTR 040	120	4,00	23	60	130	179	1,6
DTR 050	150	5,00	26	90	180	222	2,2
DTR 060	180	6,00	28	90	180	262	3
DTR 080	240	8,00	32	100	200	344	5,8
DTR 100	300	10,00	35	100	250	400	7,9

Type DSTR • Female triangles

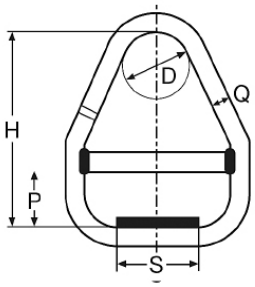

Type	Width mm	Working load Limit t	Q mm	D mm	H mm	P mm	Weight ca. kg
DSTR 010	30	1,00	12	50	100	25	0,4
DSTR 020	60	2,00	16	40	146	40	1,0
DSTR 030	90-100	3,00	20	70	205	55	2,0
DSTR 040	120	4,00	23	80	218	55	3,1
DSTR 050	150	5,00	26	90	300	80	5,0
DSTR 060	180	6,00	28	90	284	80	5,4
DSTR 080	240	8,00	32	120	332	90	10,2
DSTR 100	300	10,00	35	120	385	100	13,8

Web slings with eyes

Type TDQ - 4-layer

Type TDQ • 4-layer • according to EN 1492-1

Type	Colour		Working Load Limit t	Webbing width mm	min. L1 m	Standard eye type	Eye length ca. mm	width ca. mm
TDQ 030		green	2	30	1,00	Type 1	350	30
TDQ 060		gray	4	60	1,30	Type 3	400	50
TDQ 090		brown	6	90	1,60	Type 3	500	60
TDQ 120		blue	8	120	2,00	Type 3	600	70
TDQ 150		orange	10	150	2,20	Type 4	700	85

Are you interested in higher tonnage web slings (up to 40 t and 600 mm Webbing width) or web slings with triangles? Please refer to pages 33 to 36 of this catalogue.

Fully reinforced crane eyes on request.

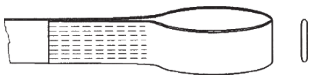

Type 1 - flat eye



Type 3 - folded eye 1/2 width from one side

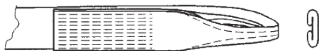

Type 4 - folded eye 1/2 width from two sides

Lloyd's Register TYPE APPROVED

Round slings

Type TE with single sleeve and DT with double sleeve

Type TE Round slings with single sleeve

Type	Colour		Working Load Limit t	Eye width mm	Diameter of the round sling	Weight of the Round slings Working length 0,5 Meter in kg	Weight 0,5 Meter extra kg
TE 010		violet	1	47	12	0,118	0,103
TE 020		green	2	48	18	0,185	0,170
TE 030		yellow	3	54	20	0,264	0,248
TE 040		gray	4	70	22	0,356	0,334
TE 050		red	5	72	28	0,528	0,407
TE 060		brown	6	74	30	0,528	0,504
TE 080		blue	8	90	32	0,701	0,670
TE 100		orange	10	91	35	0,843	0,814

Type DT Round slings with double sleeve

Type	Colour		Working Load Limit t	Eyewidth mm	Diameter of the round sling	Weight of the Round slings Working length 0,5 Meter in kg	Weight 0,5 Meter extra kg
DT 010		violet	1	42	12	0,143	0,121
DT 020		green	2	47	18	0,213	0,190
DT 030		yellow	3	58	20	0,314	0,284
DT 040		gray	4	66	22	0,392	0,360
DT 050		red	5	72	28	0,478	0,441
DT 060		brown	6	77	30	0,586	0,546
DT 080		blue	8	82	32	0,737	0,696
DT 100		orange	10	94	35	0,907	0,860

Premium Round slings

Type TLX Round slings

Type TLX Round slings +++++

the High Tech Round sling of Polyester

according to EN 1492-2

TLX is a high tech PES round sling from the UNITEX group.
Due to the special rip and weave structure, the Techlon sleeve is significantly more resistant to abrasion than a standard polyester sleeve.
The TLX is fitted with an extremely strong reinforced label.

1. + : Due to the special rip and weave structure, the Techlon sleeve is significantly more resistant to abrasion than a standard polyester sleeve.
2. + : Highly compact and stable sleeve. Optimal use and reduces wear.
3. + : The special webbing results in a smaller number of foldings and thus a clearly higher lifespan.
4. + : WLL printed on the sleeve continuously and additional sewn-in WLL stripes for easy identification.
5. + : Extremely strong reinforced label.
6. + : According to the Machinery Directive 2006//42/EG.
7. + : Colour coding according to EN 1492-2.
8. + : Stripe coded, each stripe equals 1 ton of vertical lifting capacity (up to 10 t).
9. + : WLL printed on the sleeve continuously (up to 10 t).
10. + : Special binding. The new type of binding also offers an extra resistance to abrasion.
11. + : TLX round slings offer a substantial longer service life compared to standard round slings.
12. + : The more compact sleeve results in a better fit around the crane hook.

Are you interested in higher tonnage TLX Round slings (up to 150 t) or further information? Please refer to pages 29 to 31 of this catalogue.

Type	Colour	Working Load Limit t	Eyewidth mm	Diameter of the round sling	Weight of the Round sling Working length 0,5 Meter in kg	Weight 0,5 Meter extra kg
TLX 010	violet	1	41	12	0,149	0,125
TLX 020	green	2	51	18	0,236	0,206
TLX 030	yellow	3	53	20	0,320	0,288
TLX 040	gray	4	69	22	0,423	0,382
TLX 050	red	5	76	28	0,501	0,457
TLX 060	brown	6	80	30	0,612	0,564
TLX 080	blue	8	90	32	0,782	0,728
TLX 100	orange	10	96	35	0,941	0,884

Round sling assemblies

TLX Round sling with on each leg a PES-TLX sleeve

TLX Round sling with on each leg a PVC protection sleeve

Explanation Article structure

43	02	C	4	03	250	A	A	0
Article group round sling assemblies	WLL of the individual round sling: 1/2/3/4/5 t....	Quality	Number of legs: 1/2/3/4	Haken Typ	Working length in cm	Master link A=Standard	Sleeve type	Free

A=Round sling Single sleeve (TE)
B=Round sling Double sleeve (DT)
C=Round sling Techlon (TLX)

0 without hook
2 Eye hook, 100 Serie
3 Eye hook, 101 Serie
5 Self locking eye hook, 102 Serie

C = Techlon (TLX)
D = PVC

Round sling assemblies

	WLL (kg)		Type Round sling			100	101	102
	ß = 90°			Inside width of standard master link (mm)		Total length of only the fittings in mm incl. master link, connecting links and hook(s)		
	1000		1000 kg	110 x 60	-	-	327	369
	2000		2000 kg	110 x 60	-	328	339	369
	3000		3000 kg	135 x 75	-	413	412	459
	4000		4000 kg	160 x 90	-	506	500	562
	5000		5000 kg	180 x 100	-	515	500	562
	ß 0 - 45°	ß 45 - 60°						
	1400	1000	1000 kg	110 x 60	-	-	327	369
	2800	2000	2000 kg	135 x 75	-	353	364	369
	4200	3000	3000 kg	160 x 90	-	438	437	484
	5600	4000	4000 kg	180 x 100	-	526	520	582
	7000	5000	5000 kg	200 x 110	-	535	520	582
	ß 0 - 45°	ß 45 - 60°						
	2100	1500	1000 kg	-	135 x 75	-	406	448
	4200	3000	2000 kg	-	160 x 90	448	459	489
	6300	4500	3000 kg	-	180 x 100	543	542	589
	8400	6000	4000 kg	-	200 x 110	661	655	717
	10500	7500	5000 kg	-	260 x 140	670	655	717
	ß 0 - 45°	ß 45 - 60°						
	2100	1500	1000 kg	-	135 x 75	-	406	448
	4200	3000	2000 kg	-	160 x 90	448	459	489
	6300	4500	3000 kg	-	180 x 100	543	542	589
	8400	6000	4000 kg	-	200 x 110	661	655	717
	10500	7500	5000 kg	-	260 x 140	670	655	717

Round sling hooks - Grade 8

Combinations for Round sling and web sling assemblies

Round sling hooks

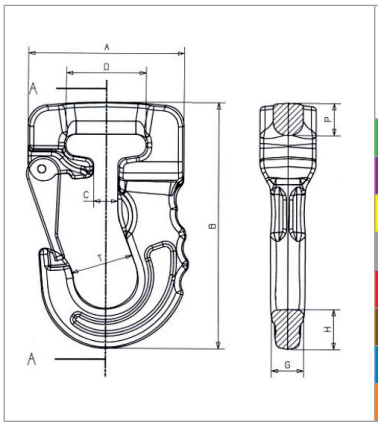

	Article Nr.	Type	Working Load Limit t	A mm	B mm	C mm	D mm	G mm	H mm	P mm	T mm	Weight Each / kg
	41.52.01.0000C	CJ 01	1	78	123	12	41	17	20	16	31	0,7
	41.52.02.0000C	CJ 02	2	91	148	19	55	21	26	17	40	1,2
	41.52.03.0000C	CJ 03	3	113	175	21	55	25	32	25	50	2,2
	41.52.04.0000C	CJ 04	4	133	223	40	70	36	40	36	59,5	4,5
	41.52.05.0000C	CJ 05	5	133	223	40	70	36	40	36	59,5	4,5
	41.52.06.0000C	CJ 06	6	133	223	40	70	36	40	36	59,5	4,5
	41.52.08.0000C	CJ 08	8	185	317	50	100	45	63	55	80	12,5
	41.52.10.0000C	CJ 10	10	185	317	50	100	45	63	55	80	12,5

Minor dimensional deviations possible.
Other constructions and designs on request!

Combinations for Round sling and web sling assemblies

Heavy lift

Ultralift by Unitex®
Information

Description

The construction of a round sling is divided into the load bearingcore and the protection sleeve. Depending on the application Ultralift by Unitex® slings are available in different versions, at which the core always consists of 100 % Dyneema® fibres. The Ultralift by Unitex® Round slings are available in the following versions:

WITH Dyneema®

Dyneema® is a registered trademark of Royal DSM N.V.

- The Ultralift by Unitex® „Type LD“, made from 100% Dyneema® fibres with an extremely high abrasion resistance.
- The Ultralift by Unitex® Coil sling, made from 100% Dyneema® fibres and protected by an Ultralift by Unitex® „Type HD“ sleeve with an extremely high cut and abrasion resistance.

Dyneema® is a High Modulus PolyEthylene Fibre (HMPE), who combines maximum strength with minimal weight.

Physical properties

Specific gravity (g/cm³)	:	0,97
Elongation at WLL (%)	:	0,5
Elongation at use	:	similar to wire rope slings
Weight reduction (%)	:	compared to wire rope slings: < 80% compared to polyester based slings: < 59 %
Usable at temperatures	:	- 60 C - + 70 C
* Effects at chemical exposure	:	excellent at water, moisture, very resistent against chemicals and micro organisms, good resistance to acids and alkali
Moisture absorption (%):	:	0

* always consult the manufacturer

Application

The Ultralift by Unitex® LD round sling with the „Type LD“ Protection sleeve (ULLD) is developed for heavy lift applications where abrasion resistance and flexibility are required. These slings are exceptionally suitable for repetitive lifting jobs. Due to the maximum strength combined with the minimum weight, cost reductions will be achieved by spending less hours on rigging, less workers to rig and less injuries.

Standards

- Ultralift by Unitex® Round slings comply to the Machinery Directives 2006/42/EG.
- Ultralift by Unitex® Round slings have the CE mark according to the European Machinery Directive requirements.
- Ultralift by Unitex® Round slings meet the requirements of EN 1492-2 (Europa), BS 3481/Part 2-1983, Safety Factor 6:1 (Middle East, Asia), AS 4497.1-1997 (Australia), OSHA/ASME B30.9 (USA).
- Ultralift by Unitex® Round slings are certified by indepent authorized bodies; AIB Vincotte and Lloyds.

Ultralift by Unitex®
WLL capacity table

Working Load Limits (WLL) Ultralift by Unitex®

WLL capacity table for Ultralift by Unitex® Round slings

	Working Load Limit with 1 Round sling							Working Load Limit with 2 Round slings			
	straight lift	choked lift	*ß	*ß		*ß		*ß		*ß	
			0° - 7°	7° - 45°	45° - 60°	7° - 45°	45° - 60°	7° - 45°	45° - 60°	7° - 45°	45° - 60°
				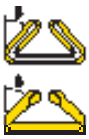				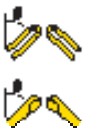	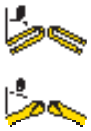	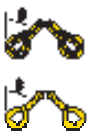	
Factor	1	0,8	2	1,4	1	0,7	0,5	1,4	1	1,12	0,8
WLL 10 t	10,00	8,00	20,00	14,00	10,00	7,00	5,00	14,00	10,00	11,20	8,00
WLL 12 t	12,00	9,60	24,00	16,80	12,00	8,40	6,00	16,80	12,00	13,44	9,60
WLL 15 t	15,00	12,00	30,00	21,00	15,00	10,50	7,50	21,00	15,00	16,80	12,00
WLL 20 t	20,00	16,00	40,00	28,00	20,00	14,00	10,00	28,00	20,00	22,40	16,00
WLL 25 t	25,00	20,00	50,00	35,00	25,00	17,50	12,50	35,00	25,00	28,00	20,00
WLL 30 t	30,00	24,00	60,00	42,00	30,00	21,00	15,00	42,00	30,00	33,60	24,00
WLL 40 t	40,00	32,00	80,00	56,00	40,00	28,00	20,00	56,00	40,00	44,80	32,00
WLL 50 t	50,00	40,00	100,00	70,00	50,00	35,00	25,00	70,00	50,00	56,00	40,00
WLL 60 t	60,00	48,00	120,00	84,00	60,00	42,00	30,00	84,00	60,00	67,20	48,00
WLL 70 t	70,00	56,00	140,00	98,00	70,00	49,00	35,00	98,00	70,00	78,40	56,00
WLL 80 t	80,00	64,00	160,00	112,00	80,00	56,00	40,00	112,00	80,00	89,60	64,00
WLL 90 t	90,00	72,00	180,00	126,00	90,00	63,00	45,00	126,00	90,00	100,80	72,00
WLL 100 t	100,00	80,00	200,00	140,00	100,00	70,00	50,00	140,00	100,00	112,00	80,00
WLL100 t	100,00	80,00	200,00	140,00	100,00	70,00	50,00	140,00	100,00	112,00	80,00
WLL120 t	120,00	96,00	240,00	168,00	120,00	84,00	60,00	168,00	120,00	134,40	96,00
WLL140 t	140,00	112,00	280,00	196,00	140,00	98,00	70,00	196,00	140,00	156,80	112,00
WLL160 t	160,00	128,00	320,00	224,00	160,00	112,00	80,00	224,00	160,00	179,20	128,00
WLL180 t	180,00	144,00	360,00	252,00	180,00	126,00	90,00	252,00	180,00	201,60	144,00

Ultralift by Unitex®
ULLD Round slings

Ultralift by Unitex® • ULLD Round slings

For the Ultralift by Unitex® Round slings Type ULLD are both the load bearing core and the outer protection sleeve composed out of Dyneema® fibres.

Advantages

1. + : especially suitable for precision lift due to the very low elongation, similar to wire ropes
2. + : Low weight: 2,5 times lighter than PES, and min. 8 times lighter in comparison to wire ropes
3. + : extremely high abrasion resistance

Weight and Working Load Limits of Ultralift by Unitex® • ULLD Round slings of Dyneema® Fibres

Type	ULLD 0020	ULLD 0030	ULLD 0040	ULLD 0050	ULLD 0060	ULLD 0080	ULLD 0100
WLL	2 t	3 t	4 t	5 t	6 t	8 t	10 t
Sleeve type 0,5 to 2,0 m	73 mm	73 mm	83 mm	83 mm	98 mm	98 mm	123 mm
Sleeve type up from 2,0 m	63 mm	63 mm	73 mm	73 mm	73 mm	83 mm	98 mm
Core diameter	11 mm	13 mm	15 mm	17 mm	19 mm	22 mm	24 mm
WL in mtr	kg	kg	kg	kg	kg	kg	kg
0,5	0,38	0,40	0,56	-	-	-	-
1,0	0,66	0,71	0,98	1,04	1,09	1,31	1,56
1,5	0,95	1,01	1,41	1,48	1,56	1,88	2,24
2,0	1,23	1,31	1,83	1,93	2,04	2,45	2,92
2,5	1,40	1,51	1,81	1,94	2,07	2,81	3,28
3,0	1,66	1,79	2,15	2,30	2,46	3,34	3,90
3,5	1,93	2,07	2,49	2,67	2,85	3,87	4,52
4,0	2,19	2,35	2,82	3,03	3,24	4,41	5,14
4,5	2,45	2,64	3,16	3,40	3,63	4,94	5,76
5.0	2,71	2,92	3,50	3,76	4,03	5,47	6,39
5,5	2,97	3,20	3,84	4,13	4,42	6,00	7,01
6,0	3,24	3,49	4,18	4,50	4,81	6,53	7,63
6,5	3,50	3,77	4,52	4,86	5,20	7,06	8,25
7,0	3,76	4,05	4,86	5,23	5,59	7,59	8,87
7,5	4,02	4,33	5,20	5,59	5,98	8,12	9,49
8,0	4,28	4,62	5,54	5,96	6,38	8,66	10,11
8,5	4,55	4,90	5,88	6,32	6,77	9,19	10,74
9.0	4,81	5,18	6,22	6,69	7,16	9,72	11,36
9,5	5,07	5,47	6,56	7,06	7,55	10,25	11,98
10	5,33	5,75	6,90	7,42	7,94	10,78	12,60
11	5,86	6,31	7,58	8,15	8,73	11,84	13,84
12	6,38	6,88	8,26	8,88	9,51	12,91	15,09
13	6,90	7,44	8,94	9,62	10,29	13,97	16,33
14	7,43	8,01	9,62	10,35	11,08	15,03	17,57
15	7,95	8,58	10,30	11,08	11,86	16,09	18,81
16	8,48	9,14	10,98	11,81	12,65	17,16	20,06
17	9,00	9,71	11,65	12,54	13,43	18,22	21,30
18	9,52	10,27	12,33	13,27	14,21	19,28	22,54
19	10,05	10,84	13,01	14,01	15,00	20,34	23,79

WITH Dyneema®

Dyneema® is a registered trademark of Royal DSM N.V.

Ultralift by Unitex®

ULLD Round slings

Weight and Working Load Limits of Ultralift by Unitex® • ULLD Round slings of Dyneema® Fibres

Type	ULLD 0150	ULLD 0200	ULLD 0250	ULLD 0300	ULLD 0400	ULLD 0500	ULLD 0600	ULLD 0700	ULLD 0800	ULLD 0900	ULLD 1000	ULLD 1200	ULLD 1400	ULLD 1600	ULLD 1800
WLL	15t	20 t	25 t	30 t	40 t	50 t	60 t	70 t	80 t	90 t	100 t	120 t	140 t	160 t	180 t
Sleeve width	98 mm	98 mm	133 mm	133 mm	133 mm	183 mm	183 mm	183 mm	183 mm	228 mm	228 mm	283 mm	283 mm	343 mm	343 mm
Core diameter	30 mm	34 mm	40 mm	44 mm	48 mm	71 mm	75 mm	87 mm	90 mm	94 mm	100 mm	108 mm	116 mm	125 mm	132 mm
WL in mtr	kg	kg	kg	kg	kg	kg	kg	kg	kg	kg	kg	kg	kg	kg	kg
2,5	4,2	4,8	6,2	6,8	8,2	13,1	14,1	17,2	18,9	20,4	-	-	-	-	-
3,0	4,9	5,7	7,3	8,0	9,6	15,4	16,6	20,4	22,3	24,2	32,6	33,6	41,2	46,9	51,0
3,5	5,7	6,5	8,4	9,3	11,0	17,7	19,2	23,5	25,8	27,9	37,0	38,7	47,0	53,7	58,5
4,0	6,4	7,3	9,5	10,5	12,5	20,0	21,7	26,7	29,2	31,7	41,4	43,9	52,9	60,5	66,0
4,5	7,1	8,2	10,7	11,7	13,9	22,4	24,2	29,8	32,7	35,4	45,9	49,0	58,8	67,3	73,4
5,0	7,8	9,0	11,8	13,0	15,4	24,7	26,7	33,0	36,1	39,2	50,3	54,2	64,6	74,0	80,9
5,5	8,6	9,9	12,9	14,2	16,8	27,0	29,3	36,1	39,6	42,9	54,8	59,4	70,5	80,8	88,4
6,0	9,3	10,7	14,0	15,4	18,3	29,3	31,8	39,2	43,0	46,7	59,2	64,5	76,4	87,6	95,9
6,5	10,0	11,6	15,1	16,6	19,7	31,6	34,3	42,4	46,5	50,4	63,7	69,7	82,2	94,4	103,3
7,0	10,7	12,4	16,2	17,9	21,1	33,9	36,8	45,5	49,9	54,2	68,1	74,8	88,1	101,2	110,8
7,5	11,4	13,2	17,3	19,1	22,6	36,3	39,4	48,7	53,4	57,9	72,6	80,0	94,0	108,0	118,3
8,0	12,2	14,1	18,4	20,3	24,0	38,6	41,9	51,8	56,9	61,6	77,0	85,1	99,8	114,8	125,8
8,5	12,9	14,9	19,5	21,5	25,5	40,9	44,4	55,0	60,3	65,4	81,5	90,3	105,7	121,6	133,2
9,0	13,6	15,8	20,6	22,8	26,9	43,2	46,9	58,1	63,8	69,1	85,9	95,4	111,6	128,3	140,7
9,5	14,3	16,6	21,7	24,0	28,3	45,5	49,5	61,3	67,2	72,9	90,3	100,6	117,5	135,1	148,2
10	15,1	17,5	22,8	25,2	29,8	47,9	52,0	64,4	70,7	76,6	94,8	105,7	123,3	141,9	155,6
11	16,5	19,1	25,0	27,7	32,7	52,5	57,0	70,7	77,6	84,1	103,7	116,0	135,1	155,5	170,6
12	18,0	20,8	27,3	30,1	35,5	57,1	62,1	77,0	84,5	91,6	112,6	126,3	146,8	169,1	185,5
13	19,4	22,5	29,5	32,6	38,4	61,8	67,1	83,3	91,4	99,1	121,5	136,6	158,5	182,6	200,5
14	20,8	24,2	31,7	35,0	41,3	66,4	72,2	89,6	98,3	106,6	130,3	147,0	170,3	196,2	215,4
15	22,3	25,9	33,9	37,5	44,2	71,0	77,2	95,9	105,2	114,1	139,2	157,3	182,0	209,8	230,4
16	23,7	27,6	36,1	40,0	47,1	75,7	82,3	102,2	112,1	121,6	148,1	167,6	193,8	223,3	245,3
17	25,2	29,3	38,3	42,4	50,0	80,3	87,3	108,5	119,0	129,1	157,0	177,9	205,5	236,9	260,3
18	26,6	31,0	40,5	44,9	52,8	84,9	92,4	114,7	125,9	136,6	165,9	188,2	217,2	250,5	275,2
19	28,1	32,6	42,8	47,3	55,7	89,6	97,4	121,0	132,8	144,1	174,8	198,5	229,0	264,1	290,2
20	29,5	34,3	45,0	49,8	58,6	94,2	102,5	127,3	139,8	151,6	183,7	208,8	240,7	277,6	305,1

WITH Dyneema®

Dyneema® is a registered trademark of Royal DSM N.V.

Minor dimensional deviations possible.
Other constructions and designs on request!

Premium Round slings

ULEX Round slings with EX protection sleeve

Premium Round slings • Type ULEX

Premium Round slings Type ULEX consist of a load bearing core made of Dyneema® and a double sleeve of Polyester with a reinforced outer sleeve, Type EX.

WITH Dyneema®

Dyneema® is a registered trademark of Royal DSM N.V.

Advantages

1. + : especially suitable for precision lift due to the very low elongation, similar to wire ropes
2. + : Low weight: 2,5 times lighter than PES, and min. 8 times lighter in comparison to wire ropes
3. + : remarkably more abrasion resistant than conventional Polyester sleeves

Weight and Working Load Limits of Premium Round slings • Type ULEX with Polyester EX protection sleeve

Type	ULEX 0120	ULEX 0150	ULEX 0200	ULEX 0250	ULEX 0300	ULEX 0400	ULEX 0500
WLL	10 t	15 t	20 t	25 t	30 t	40 t	50 t
Sleeve width	70 mm	80 mm	90 mm	110 mm	110 mm	135 mm	160 mm
Core diameter	24 mm	30 mm	34 mm	40 mm	44 mm	48 mm	71 mm
WL in mtr.	kg	kg	kg	kg	kg	kg	kg
2,5	1,9	2,6	3,5	5,0	5,6	6,9	10,9
3	2,2	3,0	4,1	5,9	6,6	8,1	12,9
4	2,9	3,9	5,3	7,7	8,6	10,6	16,8
5	3,5	4,9	6,6	9,5	10,7	13,0	20,7
6	4,2	5,8	7,8	11,3	12,7	15,5	24,6
7	4,8	6,7	9,1	13,1	14,7	18,0	28,5
8	5,5	7,6	10,3	14,9	16,8	20,4	32,4
9	6,1	8,5	11,6	16,7	18,8	22,9	36,3
10	6,7	9,4	12,8	18,5	20,9	25,3	40,2
11	7,4	10,3	14,0	20,3	22,9	27,8	44,2
12	8,0	11,2	15,3	22,1	24,9	30,2	48,1
13	8,7	12,1	16,5	23,9	27,0	32,7	52,0
14	9,3	13,0	17,8	25,7	29,0	35,2	55,9
15	10,0	13,9	19,0	27,5	31,1	37,6	59,8
16	10,6	14,8	20,3	29,3	33,1	40,1	63,7
17	11,2	15,7	21,5	31,0	35,1	42,5	67,6
18	11,9	16,6	22,7	32,8	37,2	45,0	71,5
19	12,5	17,5	24,0	34,6	39,2	47,4	75,4
20	13,2	18,4	25,2	36,4	41,2	49,9	79,4
Extra weight per m WL	0,7	0,9	1,3	1,8	2,0	2,5	4,0

Premium Round slings

ULEX Round slings with EX protection sleeve

Weight and Working Load Limits of Premium Round slings • Type ULEX with Polyester EX protection sleeve

Type	ULEX 0600	ULEX 0700	ULEX 0800	ULEX 0900	ULEX 1000	ULEX 1200	ULEX 1400
WLL	60 t	70 t	80 t	90 t	100 t	120 t	140 t
Sleeve width	160 mm	180 mm	180 mm	220 mm	220 mm	300 mm	300 mm
Core diameter	75 mm	87 mm	90 mm	94 mm	100 mm	108 mm	116 mm
WL in mtr.	kg	kg	kg	kg	kg	kg	kg
2,5	12,0	15,4	16,5	18,0	-	-	-
3	14,1	18,3	19,5	21,3	29,7	33,8	37,9
4	18,5	24,0	25,6	28,0	37,8	43,2	48,7
5	22,8	29,7	31,7	34,7	45,9	52,7	59,5
6	27,1	35,4	37,8	41,4	53,9	62,1	70,4
7	31,4	41,0	43,9	48,1	62,0	71,6	81,2
8	35,8	46,7	50,1	54,7	70,1	81,0	92,0
9	40,1	52,4	56,2	61,4	78,2	90,4	102,8
10	44,4	58,1	62,3	68,1	86,3	99,9	113,6
11	48,8	63,8	68,4	74,8	94,3	109,3	124,4
12	53,1	69,5	74,5	81,5	102,4	118,8	135,3
13	57,4	75,2	80,6	88,2	110,5	128,2	146,1
14	61,8	80,9	86,7	94,8	118,6	137,7	156,9
15	66,1	86,6	92,8	101,5	126,7	147,1	167,7
16	70,4	92,3	98,9	108,2	134,7	156,6	178,5
17	74,8	98,0	105,0	114,9	142,8	166,0	189,4
18	79,1	103,7	111,1	121,6	150,9	175,4	200,2
19	83,4	109,4	117,2	128,3	159,0	184,9	211,0
20	87,8	115,1	123,3	134,9	167,1	194,3	221,8
Extra weight per m WL	4,4	5,7	6,1	6,7	8,1	9,4	10,8

Minor dimensional deviations possible.
Other constructions and designs on request!

WITH Dyneema®

Dyneema® is a registered trademark of Royal DSM N.V.

Ultralift by Unitex®

Coil slings with Ultraprotect by Unitex® "Type HD" protection sleeve

Ultralift by Unitex® • ULCS Round slings

The Ultralift by Unitex® Coil sling Type ULCS consists of 2 parts:

1. The Ultralift by Unitex® Coil sling as a perfect round sling with a high abrasion resistant cover made of Dyneema® fibres.

2. Placed over both legs is an Ultraprotect by Unitex® UPHD protection sleeve with an extreme resistance against cutting and abrasion.

Application

This patented Ultralift by Unitex® Coil sling is especially developed for the lifting of coils and other sharp and heavy loads.

WITH Dyneema®

Dyneema® is a registered trademark of Royal DSM N.V.

Advantages

1. + : in case of severe damage the protection sleeve can be replaced easily, without replacing the Ultralift by Unitex round sling
2. + : Easy handling, due to the size of the Ultralift by Unitex® round sling that fits perfectly into the hook
3. + : The total weight of the ULCS is extremely low
4. + : The lifespan of the ULCS will be very long because of the cover made from Dyneema® fibres.
5. + : discharge indicator on the Ultraprotect by Unitex® protection sleeve (red marker yarns)

Ultralift by Unitex®

Coil slings with Ultraprotect by Unitex® "Type HD" protection sleeve

Weight and Working Load Limits of Ultralift by Unitex® • Coil slings of Dyneema® Fibres

Type		ULCS 0100	ULCS 0150	ULCS 0200	ULCS 0250	ULCS 0300
Sleeve width Round sling ULCS		75 - 85 mm	90-100 mm	90-100 mm	115-125 mm	115-125 mm
Sleeve width with Ultraprotect by Unitex® UPHD		115-125 mm	145-155 mm	145-155 mm	175 -185 mm	175-185 mm
WLL		10 t	15 t	20 t	25 t	30 t
		kg	kg	kg	kg	kg
WL in mtr.	Length ULTRAPROTECT UPHD					
2,5	1,9	4,9	6,2	6,4	8,6	9,2
3,0	2,4	5,9	7,4	7,7	10,3	11
3,5	2,9	6,9	8,7	9,1	12	12,9
4,0	3,4	7,9	9,9	10,5	13,7	14,7
4,5	3,9	8,8	11,2	11,8	15,5	16,5
5,0	4,4	9,8	12,4	13,2	17,2	18,4
5,5	4,9	10,8	13,7	14,6	18,9	20,2
6,0	5,4	11,8	14,9	15,9	20,6	22,1
6,5	5,9	12,7	16,1	17,3	22,4	23,9
7,0	6,4	13,7	17,4	18,7	24,1	25,8
7,5	6,9	14,7	18,6	20,0	25,8	27,6
8,0	7,4	15,7	19,9	21,4	27,5	29,5
8,5	7,9	16,7	21,1	22,7	29,3	31,3
9,0	8,4	17,6	22,4	24,1	31	33,1
9,5	8,9	18,6	23,6	25,5	32,7	35
10	9,4	19,6	24,8	26,8	34,4	36,8

WITH Dyneema®

Dyneema® is a registered trademark of Royal DSM N.V.

All coilslings are standard provided with two eyes of 0,3 m length.

Premium Round slings
Type EX Information

Description

New in the Premium range of round slings is the EX sleeve.
This sleeve is a double sleeve made from Polyester with a reinforced outer sleeve, type EX.
It is the absolute Premium in the Polyester round sling range and is available with a load bearing core made of Polyester or based on Dyneema® fibres.

Physical properties

Temperature	:	-40 C - +100 C
* Resistance to chemicals	:	good resistance to Acids and Micro Organisms, limitited against Alkali
UV resistance	:	good

* always contact the manufacturer

Application

The EX Round slings are applicable for all lifting procedures with loads of 10 t to 120 t.

Standards

- EX Round slings comply to the Machinery Directives 2006/42/EG.
- EX Round slings have the CE markt according to the requirements of the European Machinery Directives.
- EX Round slings are certified by the independant authorized bodies AIB Vincotte and Lloyds.

Premium Round slings

Type EX Round sling

Type EX Round slings

EX Round slings have a load bearing core made from Polyester and a sleeve of Polyester with a reinforced outer sleeve, Type EX.

Advantages

+ : much more abrasion resistant than ordinary Polyester sleeves.

Weight and Working Load Limits • Type EX Round slings

Type	EX 0120	EX 0150	EX 0200	EX 0250	EX 0300	EX 0350	EX 0400	EX 0450
WLL	12 t	15 t	20 t	25 t	30 t	35 t	40 t	45 t
Core diameter	39 mm	46 mm	52 mm	60 mm	65 mm	67 mm	73 mm	78 mm
Sleeve width	110 mm	110 mm	135 mm	135 mm	160 mm	160 mm	160 mm	180 mm
WL in mtr.	kg	kg	kg	kg	kg	kg	kg	kg
1	2,6	3,3	4,3	5,5	6,1	7,2	-	-
2	4,9	6,5	8,4	10,9	11,9	14,2	15,7	18,5
3	7,3	9,6	12,5	16,2	17,7	21,2	23,5	27,6
4	9,7	12,8	16,5	21,5	23,6	28,2	21,3	36,7
5	12,1	15,6	20,6	26,8	29,4	35,2	39,0	45,8
6	14,5	19,1	24,7	32,2	35,2	42,2	46,8	54,9
7	16,9	22,3	23,9	37,5	41,1	49,2	54,5	64,0
8	19,3	25,4	32,9	42,8	46,9	56,1	62,3	73,1
9	21,7	28,6	37,0	48,2	52,7	63,1	70,1	82,2
10	24,0	31,7	41,1	53,5	58,6	70,1	77,8	91,3
11	26,4	34,9	45,2	58,8	64,4	77,1	85,6	100,4
12	28,8	38,1	49,3	64,2	70,3	84,1	93,3	109,5
13	31,2	41,2	53,3	69,5	76,1	91,1	101,1	118,6
14	33,6	44,4	57,4	74,8	81,9	98,1	108,9	127,7
15	36,0	47,5	61,5	80,2	87,8	105,1	116,6	136,8
16	38,4	50,7	65,6	85,5	93,6	112,1	124,4	145,9
17	40,8	53,8	69,7	90,8	99,4	119,1	132,1	155,1
18	43,1	57,0	73,8	96,2	105,3	126,0	139,9	164,2
19	45,5	60,2	77,9	101,5	111,1	133,0	147,7	173,3
20	47,9	63,3	82,0	106,8	116,9	140,0	155,4	182,4
Extra weight per m WL	2,4	3,2	4,1	5,4	5,9	7,0	7,8	9,2

Premium Round slings

Type EX Round sling

Weight and Working Load Limits • Type EX Round slings

Type	EX 0500	EX 0600	EX 0650	EX 0700	EX 0800	EX 0900	EX 1000	EX 1200
WLL	50 t	60 t	65 t	70 t	80 t	90 t	100 t	120 t
Core diameter	86 mm	95 mm	98 mm	101 mm	108 mm	116 mm	123 mm	140 mm
Sleeve width	180 mm	220 mm	220 mm	220 mm	300 mm	300 mm	300 mm	300 mm
WL in mtr.	kg	kg	kg	kg	kg	kg	kg	kg
1	-	-	-	-	-	-	-	-
2	20,8	24,9	27,2	28,7	-	-	-	-
3	31,1	37,2	40,6	42,9	53,2	59,5	65,7	77,8
4	41,3	49,4	54,0	57,1	70,8	79,1	87,4	104,1
5	51,6	61,7	67,5	71,3	88,4	98,8	109,1	130,1
6	61,9	73,9	80,9	85,5	106,0	118,4	130,9	156,1
7	72,1	86,2	94,3	99,7	123,6	138,1	152,6	182,1
8	82,4	98,5	107,7	113,9	141,1	157,7	174,3	208,1
9	92,6	110,7	121,1	128,1	158,7	177,4	196,0	234,1
10	102,9	123,0	134,5	142,2	176,3	197,0	217,7	260,1
11	113,1	135,3	148,0	156,4	193,9	216,7	239,5	286,1
12	123,4	147,5	161,4	170,6	211,5	236,3	261,2	312,1
13	133,7	159,8	174,8	184,8	229,0	256,0	282,9	338,1
14	143,9	172,1	188,2	199,0	246,6	275,6	304,6	364,1
15	154,2	184,3	201,6	213,2	264,2	295,3	326,4	390,1
16	164,4	196,6	215,1	227,4	281,8	314,9	348,1	416,1
17	174,7	208,9	228,5	241,6	299,4	334,6	369,8	442,1
18	184,9	221,1	241,9	255,7	316,9	354,2	391,5	468,1
19	195,2	233,4	255,3	269,9	334,5	373,9	413,3	494,1
20	205,4	245,6	268,7	284,1	352,1	393,5	435,0	520,1
Extra weight per m WL	10,3	12,3	13,4	14,2	17,6	19,7	21,8	26,0

Minor dimensional deviations possible.
Other constructions and designs on request!

Premium Round slings

Type TLX Round sling Information

Description

The construction of a sling is divided into the core and a protection sleeve. The core is made out of Polyester (PES) fibres. The protection sleeve is made of Techlon® (PES). Due to the special rip and weave structure, Techlon® is significantly more resistant to abrasion than standard polyester sleeves.

Physical properties

Specific Gravity (g/cm^3)	:	1,38
Elongation at WLL (%)	:	3 - 4
Temperature	:	-40 C - +100 C
Moisture regain (%)	:	< 0,5
* Resistance to mineral acids	:	Good
* Resistance to Alkalis	:	Limited

* Always consult the producer

Application

Techlon® (TLX) Round slings are suitable for all lifting operation with loads from 1 t up to 150 t .

Standards

- Techlon® Round slings comply to the Machinery Directives 2006/42/EG.
- Techlon® Round slings have the CE mark according to the European Machinery Directives.
- Techlon® Round slings meet the requirements of EN 1492-2 (Europa), BS 3481/Part 2-1983, Safety Factor 6:1 (Middle East, Asia), AS 4497.1-1997 (Australia), OSHA/ASME B30.9 (USA).

Premium Round slings

Type TLX Round slings with Techlon® Protection sleeve

Type TLX Round slings with Techlon® Protection sleeve of Polyester

Are you interested in lower tonnage TLX Round slings or further information? Please refer to page 14 of this catalogue.

Weight and Working Load Limits of TLX Round slings with Techlon® Protection sleeve of Polyester

Type	TLX 0120	TLX 0150	TLX 0200	TLX 0250	TLX 0300	TLX 0350	TLX 0400	TLX 0450	TLX 0500	TLX 0550
WLL	12 t	15 t	20 t	25 t.	30 t	35 t	40 t	45 t	50 t	55 t
Core diameter	39 mm	46 mm	52 mm	60 mm	65 mm	67 mm	73 mm	78 mm	86 mm	90 mm
Sleeve width	110 mm	110 mm	132 mm	132 mm	160 mm	160 mm	160 mm	180 mm	180 mm	180 mm
WL in mtr	kg	kg	kg	kg	kg	kg	kg	kg	kg	kg
1	2,7	3,6	4,6	6,0	6,5	7,8	-	-	-	-
2	5,3	7,0	9,0	11,7	12,9	15,4	17,1	20,0	22,6	25,1
3	7,9	10,4	13,5	17,5	19,2	23,0	25,5	29,9	33,7	37,5
4	10,5	13,8	17,9	23,3	25,5	30,5	33,9	39,8	44,8	49,8
5	13,0	17,2	22,3	29,1	31,8	38,1	42,3	49,6	55,9	62,2
6	15,6	20,6	26,7	34,9	38,1	45,7	50,7	59,5	67,0	74,6
7	18,2	24,1	31,2	40,6	44,5	53,3	59,1	69,4	78,2	87,0
8	20,8	27,5	35,6	46,4	50,8	60,9	67,6	79,2	89,3	99,4
9	23,3	30,9	40,0	52,2	57,1	68,4	76,0	89,1	100,4	111,7
10	25,9	34,3	44,4	58,0	63,4	76,0	84,4	99,0	111,5	124,1
11	28,5	37,7	48,9	63,8	69,7	83,6	92,8	108,8	122,7	136,5
12	31,1	41,1	53,3	69,5	76,1	91,2	101,2	118,7	133,8	148,9
13	33,6	44,5	57,7	75,3	82,4	98,7	109,6	128,5	144,9	161,3
14	36,2	47,9	62,1	81,1	88,7	106,3	118,1	138,4	156,0	173,6
15	38,8	51,4	66,6	86,9	95,0	113,9	126,5	148,3	167,1	186,0
16	41,3	54,8	71,0	92,7	101,3	121,5	134,9	158,1	178,3	198,4
17	43,9	58,2	75,4	98,4	107,7	129,1	143,3	168,0	189,4	210,8
18	46,5	61,6	79,8	104,2	114,0	136,6	151,7	177,9	200,5	223,2
19	49,1	65,0	84,3	110,0	120,3	144,2	160,2	187,7	211,6	235,5
20	51,6	68,4	88,7	115,8	126,6	151,8	168,6	197,6	222,8	247,9
Extra Weight per m WL	2,6	3,4	4,4	5,8	6,3	7,6	8,4	9,9	11,1	12,4

Minor dimensional deviations possible.
Other constructions and designs on request!

Premium Round slings

Type TLX Round slings with Techlon® Protection sleeve

Weight and Working Load Limits of TLX Round slings with Techlon® Protection sleeve of Polyester

Type	TLX 600	TLX 0650	TLX 0700	TLX 0750	TLX 0800	TLX 0850	TLX 0900	TLX 0950	TLX 1000	TLX 1200
WLL	60 t	65 t	70 t	75 t	80 t	85 t	90 t	95 t	100 t	120 t
Core diameter	95 mm	98 mm	101 mm	105 mm	108 mm	112 mm	116 mm	120 mm	123 mm	140 mm
Sleeve width	220 mm	220 mm	220 mm	320 mm	320 mm	320 mm	320 mm	320 mm	320 mm	320 mm
WL in m	kg	kg	kg	kg	kg	kg	kg	kg	kg	kg
1	-	-	-	-	-	-	-	-	-	-
2	27,0	29,5	31,2	-	-	-	-	-	-	-
3	40,3	44,0	46,6	55,0	57,7	61,8	64,5	68,6	71,3	97,1
4	53,6	58,6	62,0	73,2	76,8	82,2	85,8	91,2	106,7	129,3
5	66,9	73,2	77,4	91,3	95,9	102,6	107,2	113,9	118,4	161,5
6	80,2	87,7	92,8	109,5	114,9	112,9	128,5	136,6	142,0	193,6
7	93,5	102,3	108,2	127,7	134,0	143,5	149,8	159,3	165,6	225,8
8	106,8	116,9	123,6	145,8	153,1	163,9	171,1	182,0	189,2	258,0
9	120,1	131,4	139,0	164,0	172,1	184,3	192,5	204,7	212,8	290,2
10	133,4	146,0	154,4	182,2	191,2	204,8	213,8	227,4	236,4	322,3
11	146,7	160,5	169,8	200,4	210,3	225,2	235,1	250,0	260,0	354,5
12	160,0	175,1	185,2	218,5	229,4	245,6	256,5	272,7	283,6	386,7
13	173,3	189,7	200,6	236,7	248,4	266,1	277,8	295,4	307,2	418,9
14	186,6	204,2	216,0	254,9	267,5	286,5	299,1	318,1	330,7	451,0
15	199,9	218,8	231,4	273,0	286,6	306,9	320,5	340,8	354,3	483,2
16	213,2	233,3	246,8	291,2	305,7	327,3	341,8	363,5	377,9	515,4
17	226,5	247,9	262,2	309,4	324,7	347,8	363,1	386,2	401,5	547,6
18	239,8	262,5	277,6	327,5	343,8	368,2	384,4	408,8	425,1	579,8
19	253,1	277,0	293,0	345,7	362,9	388,6	405,8	431,5	448,7	611,9
20	266,4	291,6	308,4	363,9	381,9	409,0	427,1	454,2	472,3	644,1
Extra Weight per m WL	13,3	14,6	15,4	18,2	19,1	20,4	21,3	22,7	23,6	30,0

TLX Round slings up to 150 t on request.

Lloyd's Register TYPE APPROVED

Minor dimensional deviations possible.
Other constructions and designs on request!

Ultralift by Unitex®

Web slings
Type TDQ Information

Description

TDQ web slings are built up out of 4 layers polyester (PES) and are available as three versions.
The TDQ web slings are made of 100% Polyester. The TDQDD and TDQDDS are manufactured with steel triangles (Grade 8).

Physical properties

Specific gravity (g/cm^3)	:	1,38
Elongation at WLL (%)	:	3 - 4
Temperature	:	-40 C - +100 C
Moisture regain (%)	:	< 0,5
* Resistance to mineral Acids	:	Good
* Resistance to Alkalis	:	Poor

* Always contact the supplier / manufacturer

Application

TDQ web slings are for general use for lifting loads from WLL 2 ton up to 40 ton (straight lift). The width of the webbing sling contributes to a stable and safe lift.

The 4-layer TDQ web slings are especially suitable for operations where a high Working Load Limit has to be combined with a small bandwith.

Standards

- TDQ Web slings compy to the Machinery Directives 2006/42/EG
- TDQ Web slings have the CE mark according to the European Machinery Directives.
- TDQ Web slings comply with EN 1492-1 (Europa), BS 3481/Part 2-1983, Safety Factor 6:1 (Middle East, Asia), AS 4497.1-1997 (Australia), OSHA/ASME B30.9 (USA).

Web slings

Type TDQ 4-layer web slings

Type TDQ

Are you interested in lower tonnage web slings or slings without triangles? Please refer to Page 12 of this catalogue.

Lloyd's Register TYPE APPROVED

Type TDQ: 4-layer Web slings

Article	TDQ150	TDQ180	TDQ240	TDQ300	TDQH300	TDQ500	TDQ600
WLL	10 t	12 t	15 t	20 t	25 t	30 t	40 t
Eye width	80 mm	95 mm	125 mm	160 mm	160 mm	260 mm	310 mm
Eye length	650 mm	700 mm	850 mm	1100 mm	1200 mm	1500 mm	1500 mm
Webbing width	150 mm	180 mm	240 mm	300 mm	300 mm	500 mm	600 mm
WL in mtr	kg	kg	kg	kg	kg	kg	kg
4	7,7	10,1	12,4	16,3	19,6	26,5	41,0
5	9,6	12,5	15,4	20,3	24,3	32,9	50,8
6	11,4	14,9	18,3	24,2	29,0	39,2	60,6
7	13,3	17,3	21,3	28,1	33,7	45,6	70,4
8	15,1	19,7	24,3	32,0	38,4	52,0	80,2
9	17,0	22,1	27,2	35,9	43,1	58,4	90,1
10	18,8	24,5	30,2	39,8	47,8	64,7	99,9
11	20,7	26,9	33,2	43,7	52,5	71,1	109,7
12	22,5	29,3	36,1	47,6	57,2	77,5	119,5
13	24,4	31,7	39,1	51,5	61,9	83,8	129,3
14	26,2	34,1	42,1	55,4	66,6	90,2	139,2
15	28,1	36,5	45,1	59,4	71,3	96,6	149,0
16	29,9	38,9	48,0	63,3	76,0	102,9	158,8
17	31,8	41,3	51,0	67,2	80,7	109,3	168,8
18	33,6	43,7	54,0	71,1	85,4	115,7	178,4
19	35,5	46,1	56,9	75,0	90,1	122,1	188,3
20	37,3	48,5	59,9	78,9	94,8	128,4	198,1
Extra weight per m WL	1,9	2,4	3,0	3,9	4,7	6,4	9,8

For Working Lengths over 24 m, please contact us.

Web slings with triangles

Type TDQDD 4-layer Web slings with triangles (male)

Type TDQDD

Type TDQDD: 4-layer Web slings with triangles (male)

Article	TDQDD150	TDQDD180	TDQDD240	TDQDD300	TDQHDD300
WLL	10 t	12 t	15 t	20 t	25 t
Webbing width	150 mm	180 mm	240 mm	300 mm	300 mm
Weight triangles	12,6	15,6	28,8	47,8	47,8
WL in mtr	kg	kg	kg	kg	kg
4	20,3	25,7	41,2	64,1	67,4
5	22,2	28,1	44,2	68,1	72,1
6	24,0	30,5	47,1	72,0	76,8
7	25,9	32,9	50,1	75,9	81,5
8	27,7	35,3	53,1	79,8	86,2
9	29,6	37,7	56,0	83,7	90,9
10	31,4	40,1	59,0	87,6	95,6
11	33,3	42,5	62,0	91,5	100,3
12	35,1	44,9	64,9	95,4	105,0
13	37,0	47,3	67,9	99,3	109,7
14	38,8	49,7	70,9	103,2	114,4
15	40,7	52,1	73,9	107,2	119,1
16	42,5	54,5	76,8	111,1	123,8
17	44,4	56,9	79,8	115,0	128,5
18	46,2	59,3	82,8	118,9	133,2
19	48,1	61,7	85,7	122,8	137,9
20	49,9	64,1	88,7	126,7	142,6
Extra weight per m WL	1,9	2,4	3,0	3,9	4,7

For Working Lengths over 24 m, please contact us.

Web slings with triangles

Type TDQDDS 4-layer Web slings with triangles (male + female)

Type TDQDDS

Type TDQDDS: 4-layer Web slings with triangles (male + female)

Article	TDQDDS150	TDQDDS180	TDQDDS240	TDQDDS300	TDQHDDS300
WLL	10 t	12 t	15 t	20 t	25 t
Webbing width	150 mm	180 mm	240 mm	300 mm	300 mm
Weight triangles	19,3	30	41,6	71,4	71,4
WL in mtr	kg	kg	kg	kg	kg
4	27,0	33,4	54,0	87,7	91,0
5	28,9	35,8	57,0	91,7	95,7
6	30,7	38,2	59,9	95,6	100,4
7	32,6	40,6	62,9	99,5	105,1
8	34,4	43,0	65,9	103,4	109,8
9	36,3	45,4	68,8	107,3	114,5
10	38,1	47,8	71,8	111,2	119,2
11	40,0	50,2	74,8	115,1	123,9
12	41,8	52,6	77,7	119,0	128,6
13	43,7	55,0	80,7	122,9	133,3
14	45,5	57,4	83,7	126,8	138,0
15	47,4	59,8	86,7	130,8	142,7
16	49,2	62,2	89,6	134,7	147,4
17	51,1	64,6	92,6	138,6	152,1
18	52,9	67,0	95,6	142,5	156,8
19	54,8	69,4	98,5	146,4	161,5
20	56,6	71,8	101,5	150,3	166,2
Extra weight per m WL	1,9	2,4	3,0	3,9	4,7

For Working Lengths over 24 m, please contact us.

Triangles for Web slings

Specifications - suitable for Type TDQDD and TDQDDS

Triangles for Web slings Type TDQDD and TDQDDS

Type 1 for TDQDD-Web slings and Type 1 + 2 for TDQDDS Web slings

Type 1 male triangle

Article	WLL	S in mm	Q in mm	D in mm	H in mm	E in mm	Weight in kg
DTR/10	10	180	35	100	200	320	6,3
DTR/15	15	300	45	150	250	440	14,4
DTR/20	20	300	50	180	300	460	19
DTR/25	25	300	55	180	300	492	23,9
DTR/30	30	300	55	180	300	492	23,9

Type 2 female triangle

Article	WLL	S in mm	Q in mm	D in mm	H in mm	P in mm	Weight in kg
DSTR/10	10	180	35	100	340	100	13
DSTR/15	15	250	45	150	466	120	27,2
DSTR/20	20	300	50	180	540	150	36
DSTR/25	25	300	55	180	540	150	47,5
DSTR/30	30	300	55	180	540	150	47,5

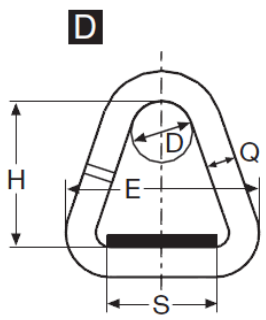

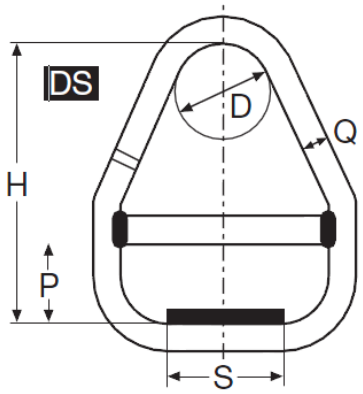

Ultraprotect by Unitex®

“Type LD and HD” protection sleeves for Round slings

Ultraprotect by Unitex® • “Type LD and HD” Protection sleeves

The Ultraprotect by Unitex® Protection sleeves for Round slings are available in two verions:

1. “Type LD” UPLD
2. “Type HD“ UPHD

Ultraprotect by Unitex® • “Type LD and HD” Protection sleeves for Polyester Round slings

WITH Dyneema®

Dyneema® is a registered trademark of Royal DSM N.V.

WLL	Over the single leg	Over both legs
1 t	UPLD-65 / UPHD-65	UPLD-65 / UPHD-65
2 t	UPLD-65 / UPHD-65	UPLD-65 / UPHD-65
3 t	UPLD-65 / UPHD-65	UPLD-65 / UPHD-65
4 t	UPLD-65 / UPHD-65	UPLD-75 / UPHD-75
5 t	UPLD-75 / UPHD-75	UPLD-75 / UPHD-75 = fixed / UPLD-90 / UPHD-90 = loose
6 t	UPLD-75 / UPHD-75	UPLD-90 / UPHD-90
8 t	UPLD-115 / UPHD-115	UP-90=fixed / UPLD-115 / UPHD-115=loose
10 t	UPLD-115 / UPHD-115	UPLD-115 / UPHD-115
12 t	UPLD-115 / UPHD-115	UPLD-145 / UPHD-145
15 t	UPLD-125 / UPHD-125	UPLD-145 / UPHD-145
20 t	UPLD-125 / UPHD-125	UPLD-145 / UPHD-145 = fixed / 100 -UPLD-175 / UPHD-175 = loose
25 t	UPLD-145 / UPHD-145	UPLD-175 / UPHD-175
30 t	UPLD-175 / UPHD-175	UPLD-220 / UPHD-220
35 t	UPLD-175 / UPHD-175	UPLD-220 / UPHD-220
40 t	UPLD-175 / UPHD-175	UPLD-220 / UPHD-220
50 t	UPLD-220 / UPHD-220	UPLD-275 / UPHD-275
60 t	UPLD-220 / UPHD-220	UPLD-275 / UPHD-275
70 t	UPLD-335 / UPHD-335	UPLD-335 / UPHD-335
80 t	UPLD-335 / UPHD-335	-
90 t	UPLD-335 / UPHD-335	-

UPLD-65 = UPLD sleeve with 65 mm inside width and **UPHD-175** = UPHD sleeve with 175 mm inside width

Ultraprotect by Unitex®

“Type LD and HD” protection sleeves for Web slings

Ultraprotect by Unitex® • “Type LD and HD” Protection sleeves

The Ultraprotect by Unitex® Protection sleeves for Web slings are available in two versions:

1. “Type LD” UPLD
2. „Type HD“ UPHD

Ultraprotect by Unitex® • “Type LD and HD” Protection sleeves for Web slings

Webbing width in mm	number of webbing layers	“TYPE LD”	“TYPE HD”
		Can as well be stitched as loose on the webbing	can only be stitched on a 2 layer web sling
30	2	UPLD-65	UPHD-65
30	4	UPLD-65	UPHD-65
50	2	UPLD-65	UPHD-65
50	4	UPLD-65	UPHD-65
60	2	UPLD-75	UPHD-75
60	4	UPLD-75	UPHD-75
75	2	UPLD-90	UPHD-90
75	4	UPLD-90	UPHD-90
90	2	UPLD-115	UPHD-115
90	4	UPLD-115	UPHD-115
100	2	UPLD-115	UPHD-115
100	4	UPLD-125	UPHD-125
120	2	UPLD-145	UPHD-145
120	4	UPLD-145	UPHD-145
125	2	UPLD-145	UPHD-145
125	4	UPLD-145	UPHD-145
150	2	UPLD-175	UPHD-175
150	4	UPLD-175	UPHD-175
180	2	UPLD-220	UPHD-220
180	4	UPLD-220	UPHD-220
200	2	UPLD-220	UPHD-220
200	4	UPLD-220	UPHD-220
250	2	UPLD-275	UPHD-275
250	4	UPLD-275	UPHD-275
300	2	UPLD-335	UPHD-335

WITH Dyneema®

Dyneema® is a registered trademark of Royal DSM N.V.

UPLD-65 = UPLD with 65 mm inside width and **UPHD-175** = UPHD with 175 mm inside width

Ultraprotect by Unitex®

Sling Protection for Web slings and Round slings

Ultraprotect by Unitex® Sling Protection • "Type LD and HD"

Ultraprotect by Unitex® Sling Protection is specially developed for round slings and web slings in order to protect this lifting equipment against extreme abrasion or sharp edges. Ultraprotect by Unitex® Sling Protection is made of the Dyneema® fibre, which makes this range of protection products both very light as well as extremely resistant against abrasion and sharp edges.

Due to the firm Velcro closing this product is very practical in use and also quick to adjust and fit.
The Velcro closing enables the user to use one single Ultraprotect by Unitex® Sling Protection for various types of round slings (1 or 2 legs), web slings or other lifting equipment.

Ultraprotect by Unitex® Sling Protection is available in two versions:

1. For extreme abrasion applications.
   UPSPLD = Ultraprotect by Unitex® Sling protection "Type LD"
2. For protection against sharp edges.
   UPSPHD = Ultraprotect by Unitex® Sling protection "Type HD"

Note:
Avoid sliding of the load. Also Ultraprotect by Unitex® can be cut through sliding!
In the case of wire ropes we recommend to take Protection material of a size larger.

Ultraprotect by Unitex® Sling Protection • "Type LD" for Round slings and Web slings

Type	Inside width	max. Ø in mm
UPSPLD-75 mm	50 - 60 mm	35
UPSPLD-90 mm	65 - 65 mm	38
UPSPLD-115 mm	80 - 100 mm	50
UPSPLD-145 mm	90 - 115 mm	57
UPSPLD-175 mm	120 - 145 mm	76
UPSPLD-220 mm	165 - 190 mm	105
UPSPLD-275 mm	215 - 245 mm	136
UPSPLD-335 mm	285 - 305 mm	181

WITH Dyneema®

Dyneema® is a registered trademark of Royal DSM N.V.

UPSPLD-75 = UPSPLD with 75 mm inside width

Ultraprotect by Unitex® Sling Protection • "Type HD" for Round slings and Web slings

Type	Inside width	max. Ø in mm
UPSPHD-90 mm	60 - 70 mm	38
UPSPHD-115 mm	75 - 95 mm	47
UPSPHD-145 mm	95 - 110 mm	57
UPSPHD-175 mm	120 - 140 mm	76
UPSPHD-220 mm	160 - 185 mm	101
UPSPHD-275 mm	210 - 240 mm	133
UPSPHD-335 mm	275 - 300 mm	175

WITH Dyneema®

Dyneema® is a registered trademark of Royal DSM N.V.

UPSPHD-90 = UPSPHD with 90 mm inside width

Ultraprotect by Unitex®

Corner Protection for Round slings and Web slings

Ultraprotect by Unitex® Corner Protection • UPCP



Unitex presents with the Ultraprotect by Unitex® Corner Protection a WORLD PREMIERE in the range of flexible corner protection systems.

UPCP = Ultraprotect Corner Protection

This new flexible corner protection made out of the High Tech Dyneema® fibre adjusts itself almost 100% to the shape of the corner. The material is very cut and abrasion resistant.
The material used for the corner protection has proven itself already in our Ultralift by Unitex® round slings especially on the ULCS coil sling.

1. + : 100% flexible
2. + : extremely cut resistant
3. + : extremely abrasion resistant
4. + : very low weight

Ultraprotect by Unitex® Corner Protection • UPCP Corner Protection for Polyester Round slings and Web

Type	suitable for:	suitable for:	Type	Width A	Length B	Width C
	UNITEX Polyester Round slings*	UNITEX Polyester Web slings		in mm	in mm	in mm
UPCP65/200	1,2 and 3 t	30 mm	1	65	200	50
UPCP75/250	4,5 and 6 t	60 mm	1	75	250	50
UPCP85/300		75 mm	1	85	300	50
UPCP100/300		90 mm	1	100	300	50
UPCP125/300	8 t	100- 120 mm	1	125	300	50
UPCP 135/300	10 t - 12 t	125 mm	1	135	300	50
UPCP155/500	15 t	150 mm	2	155	500	50
UPCP 185/600	20 t - 25 t	180 mm	2	185	600	75
UPCP 215/600	30 t	200 mm	2	215	600	75
UPCP 230/800	35 t - 40 t		2	230	800	75
UPCP 285/800	45 t - 55 t	250 mm	2	285	800	100
UPCP 345/800	60 t - 65 t	300 mm	2	345	800	100
UPCP 370/800	70 t - 75 t		2	370	800	100
UPCP 430/800	80 t		2	430	800	100
UPCP 460/800	85 t		2	460	800	100
UPCP 540/800	90 t - 100 t		2	540	800	100
UPCP 690/800	125 t		2	690	800	100

WITH Dyneema®

Dyneema® is a registered trademark of Royal DSM N.V.

*Applicable for usage over the single leg as well as over both legs, due to the extensive adjustability of the Velcro closures.

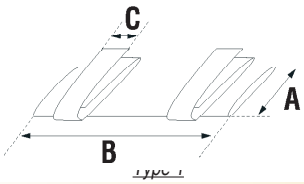

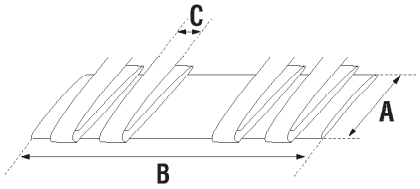

UPCP65/200 =

Ultraprotect by Unitex® Corner Protection with 65 mm inside width and 200 mm length.

Minor dimensional deviations possible.
Other constructions and designs on request!

Abrasion Protection

Solutions for Round slings and Web slings

Solutions for abrasion protection on round slings

BVE = PU webbing protecion sleeve, single sided ca. 5 mm coated, slidably

BVD = PU webbing protecion sleeve, double-sided ca. 5 mm coated, slidably

BS = PU-impregnated Protection sleeve (similar to fire hose)

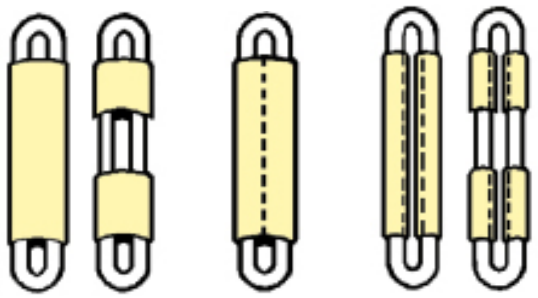

Solutions for abrasion protection on web slings

BVE = PU webbing protecion sleeve, single sided ca. 5 mm coated, slidably

BVD = PU webbing protecion sleeve, double-sided ca. 5 mm coated, slidably

BS = PU-impregnated Protection sleeve (ähnlich Feuerwehrschlauch)

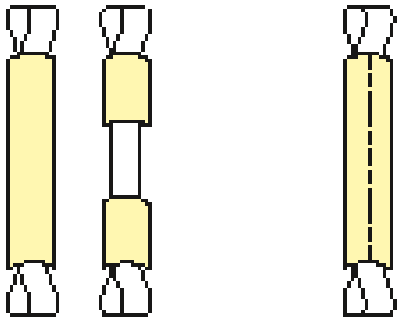

Corner and Abrasion protection

Solutions for Round slings and Web slings

Type BVE and BVD PU webbing protection sleeves • single and double-sided • for Round slings and Web slings

PU webbing protection sleeves nestle softly to the load and protect lifting material and load.
The very good adhesion on smooth surfaces prevents shifting of the load.
The material is extremely cut and abrasion resistant, thus making it possible to lift sharp-edged loads easily.
A textile entrance of the sleeve ensures that the drawn-in material slides easily through the sleeve.
This avoids material overloads when lifting.
For particularly tough applications (Coiltransport etc.) there is the possibility to equip the sleeves with a resistant fleece inlay.



PU webbing protection sleeves, ca. 5 mm

BVE = PU webbing protection sleeves single sided

BVD = PU webbingprotection sleeves double-sided

G1 or G2	overall size „a“ mm	inner size „i“ mm	inner height „h“ mm	thickness „w“ mm	for Round slings	for Web slings Abb. 968 2-layer t	for Web slings Abb. 969 4-layer t
30	50	40	10	5	1	1	
30	50	40	20	5			2
60	80	70	12	5	2 + 3	2	
60	80	70	24	5			4
90	110	100	12	5	4 - 6	3	
90	110	100	24	5			6
120	145	135	12	5	8 + 10	4	
120	145	135	24	5			8
150	170	160	12	5	12 + 15	5	
150	170	160	24	5			10
180	200	190	12	5		6	
180	200	190	24	5			12
240	290	280	15	8		8	
240	290	280	30	8			16
300	330	320	15	8		10	
300	330	320	30	8			20

PU-impregnated Protection sleeves (similar to fire hose) - for Round slings and Web slings



PU-impregnated Protection sleeves, ca. 5 mm

Corner and Abrasion protection

Solutions for Round slings and Web slings

Type BCE/BCD and BCSE/BCSD PU coating • single sided and double-sided • for Web slings

PU coatings are applied directly to the sling.
Material and properties correspond to those of PU-Protection sleeves.
This ensures top safety when lifting the load.
The coating can be applied to all webbing widths up to 300 mm.
It can be coated both single as double sided.
To ensure a good cutting resistance, the coating thickness should not be less than 5 mm.
An advantage of the fixed coating lies in the fact that the sling can not be used without the protection.

PU fine coating, BCSE single sided BCSD double-sided, ca. 1 mm



PU fixed coating, BCE single sided BCD double-sided, ca. 5 mm

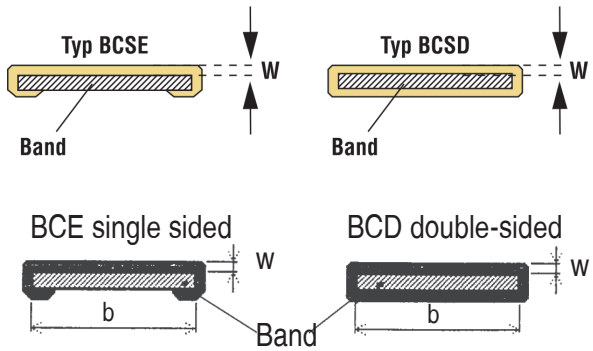

PU-impregnated Protection sleeves (Blue) - for Round slings and Web slings

Type	Diameter in mm	Width in mm	for Web slings	for Round slings single leg (1)	for Round slings both legs (2)
BS50BL	38	60	30 - 50 mm	1 - 4 t	1 - 3 t
BS60BL	50	80	60 mm	5 - 8 t	4 - 5 t
BS75BL	63	100	75 - 100 mm		5 - 8 t
BS100BL	76	120		10 t	10 t
BS150BL	100	160	120 mm	12 - 30 t	12 - 20 t
BS180BL	127	200	150 - 180 mm	35 - 50 t	25 - 30 t
BS200BL	150	235	200 mm	55 - 60 t	35 - 45 t
BS300BL	200	315	240 - 300 mm	65 - 100 t	50 - 70 t

Corner and Abrasion protection

Solutions for Round slings and Web slings

Type DF PU Corner Protection plates for lashings, Round slings and Web slings

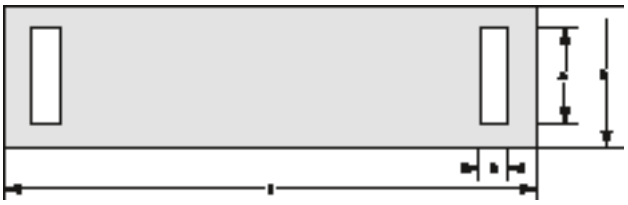



PU Corner Protection plates

Type	Length x Width l x h mm	Opening a xb mm	for Web slings mm	for Round slings t
DF 35	250 x 80	35 x 10	30	
DF 55	300 x 100	50 x 10		
DF 60	450 x 100	60 x 30		1 + 2
DF 70	450 x 120	70 x 30	60	
DF 80	450 x 120	80 x 30		3
DF 90	470 x 130	90 x 40		4
DF 100	470 x 150	100 x 40	90	
DF 110	470 x 150	110 x 40		5
DF 130	470 x 170	130 x 40	120	8
DF 160	470 x 200	160 x 40	150	
DF 200	470 x 240	200 x 40	180	
DF 250	500 x 280	250 x 40	240	
DF 320	600 x 400	320 x 40	300	

Minor dimensional deviations possible.
Other constructions and designs on request!

Type KW PU Corner Protection for Round slings and Web slings



Corner Protection available with and without magnets.

Type	for webbing width (b) in mm	number of magnets
KW 35	35	2
KW 65	65	2
KW 75	75	4
KW 100	100	4
KW 125	125	4
KW 200	200	8
KW 300	300	10

Minor dimensional deviations possible.
Other constructions and designs on request!

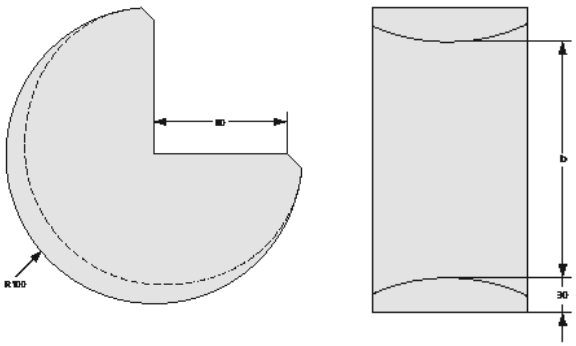

Corner and Abrasion protection

Solutions for Round slings and Web slings

Type KWL PU Corner Protection for Round slings and Web slings • without magnets

Type	for webbing width (b) in mm	L (mm)	B (mm)	Ba (mm)	H (mm)	Ha (mm)
KWL030	30	100	40	50	10	20
KWL060	60	100	70	80	12	30
KWL090	90	100	100	110	12	30
KWL120	120	100	135	145	12	30
KWL150	150	150	160	170	12	30
KWL180	180	150	190	200	12	30
KWL240	240	200	280	300	15	40
KWL300	300	200	320	340	20	45

Minor dimensional deviations possible.
Other constructions and designs on request!

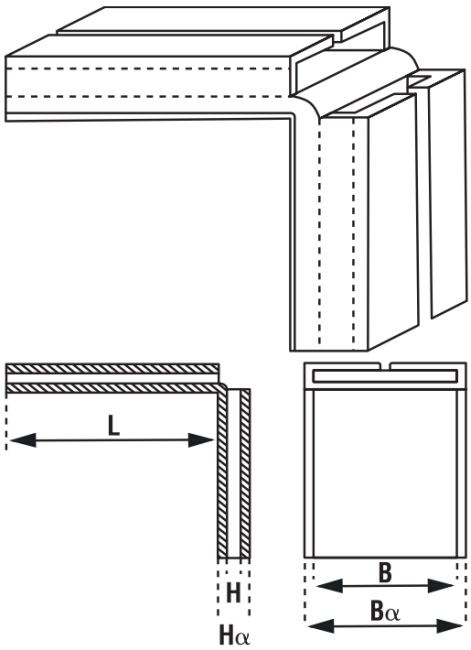

Type KWLG PU Corner Protection for Round slings and Web slings • with magnets

Type	for webbing width(b) in mm	Number of magnets
KWLG060	60	2
KWLG090	90	2
KWLG150	150	4
KWLG300	300	8

Minor dimensional deviations possible.
Other constructions and designs on request!

Unitex Type KWLG Corner Protection

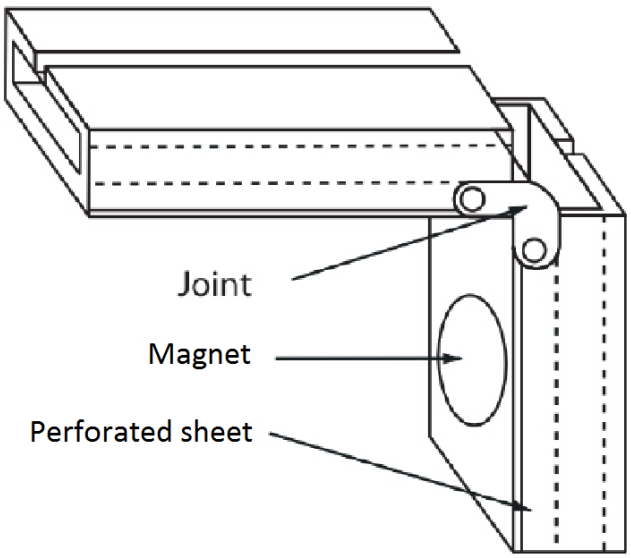

PU Chain Protection

Type BVC PU Chain protection sleeve

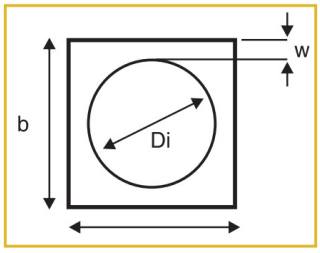

Type	Material thickness w	inside diameter Di	Overall size a * b	for chains
BVC 22/12	5 mm	12 mm	22 * 22	
BVC 24/14	5 mm	14 mm	24 * 24	
BVC 25/15	5 mm	15 mm	25 * 25	
BVC 28/18	5 mm	18 mm	28 * 28	
BVC 30/20	5 mm	20 mm	30 * 30	
BVC 32/22	5 mm	22 mm	32 * 32	
BVC 36/26	5 mm	26 mm	36 * 36	6 mm
BVC 38/28	5 mm	28 mm	38 * 38	
BVC 42/32	5 mm	32 mm	42 * 42	8 mm
BVC 45/35	5 mm	35 mm	45 * 45	
BVC 52/42	5 mm	42 mm	52 * 52	10 mm
BVC 55/45	5 mm	45 mm	55 * 55	
BVC 60/50	5 mm	50 mm	60 * 60	13 mm
BVC 73/63	5 mm	63 mm	73 * 73	16 mm
BVC 85/75	5 mm	75 mm	85 * 85	20 mm
BVC 105/85	10 mm	85 mm	105 * 105	22 mm
BVC 140/120	10 mm	120 mm	140 * 140	

Chain can be protected from damage whilst lifting sharp edged loads with UNITEX PU protective sleeves. UNITEX PU protective sleeves are made out of Polyurethane Elastomer, a material unique in its resistance to abrasion and cutting, thus offering optimal protection for the chain. High levels of grip on flat surfaces also prevent load slippage. A textile lining ensures that the inserted chain can glide easily through the sleeve.

Material:
Polyurethane Elastomer ca. 80 Shore A, 450 % stretch capacity (DIN 53 504), further stretch capacity 20 N/mm (DIN 53 515), abrasion 60 mg (DIN 53 516).

Type KWS PU Corner Protection

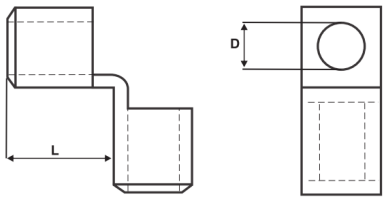

Type	inside diameter D	length L	Weight per piece
KWS 25	30 mm	80 mm	0.3 kg
KWS 40	50 mm	125 mm	1.0 kg

Type KSL PU Corner Protection

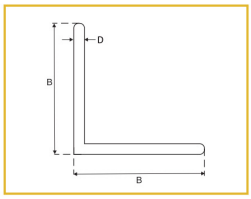

Type	Dimensions			Weight
	B	D	L	(kg/m)
KSL.2.190.120.OR	190	19	1200	0.5
KSL.2.190.600.OR	190	19	6000	0.55

Technical specifications:
Width: 190 x 190
Material: Polypropylene
Thickness: 19 mm
Max. Length: 6 meter

KWE with Steel insert

Heavy Duty Corner Protectors

KWE with Steel insert • Heavy Duty Corner Protectors

- suitable for extreme loads
- protection of load due to underside PU layer
- easy handling
- optionally available with magnets
- prolonging the life span of the lifting equipment
- particularly suitable as round sling protection



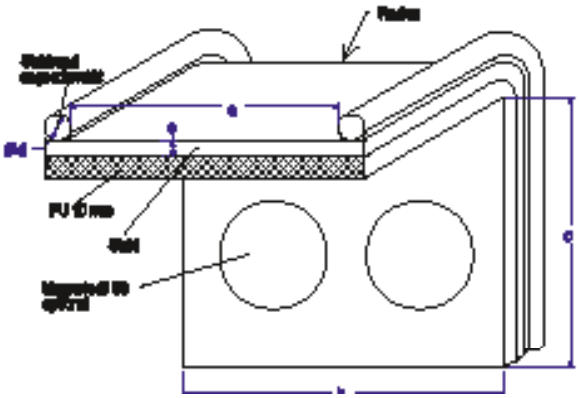

Type	For Webbing width up to	a mm	b mm	c mm	d mm	e mm	Number of magnets (optional)	Weight without magnets (each)	Weight with magnets (each)
KWE 30	30 mm	35	60	100	10	6	2	0,80 kg	0,90 kg
KWE 60	60 mm	65	90	100	10	6	2	1,60 kg	1,70 kg
KWE 90	90 mm	95	120	100	12	6	2	2,40 kg	2,50 kg
KWE 120	120 mm	130	160	100	15	8	4	3,20 kg	3,40 kg
KWE 150	150 mm	170	200	100	15	8	4	4,00 kg	4,20 kg
KWE 180	180 mm	190	220	100	15	8	4	4,80 kg	5,00 kg
KWE 240	240 mm	250	280	100	15	8	6	6,40 kg	6,70 kg
KWE 300	300 mm	310	340	100	15	8	8	8,00 kg	8,40 kg

Minor dimensional deviations possible.
Other constructions and designs on request!

All dimensions are approximations.
Technical modifications reserved.

STOBITEX
PU Fork lift truck Prong protection

STOBITEX • PU Fork lift truck Prong protection

- highly wear-resistant
- strongly damping
- noise reducing
- cost-reducing
- optimal protection of the load



STOBITEX - PU Fork lift truck Prong protectors are designed to protect both load and prongs from damage.

STOBITEX - PU prong protectors are manufactured from a high specification PU Elastomer with a hardness rating of approx. 80 Shore A. It is soft enough to muffle noise (transport of boxes etc.), yet rigid enough not to be crushed or cut by extreme loads. It also has strong anti slippage properties due to the Elastomer.

This excellent protection is available as a permanent coating (for which the prongs, however need to be sent to our factory) and as an attachable sleeve. The latter acan also be fitted with a rear hook, which prevents it slipping off the prong, and also prevents excessive stretching or crushing of the polyurethane.

A moulded U shaped bracket is used to attach the sleeve to the prong, and also prevents excessive stretching or crushing of the polyurethane.

As protection for the rear side of the prong we recommend the use of a magnetic PU Elastomer foam impact protector (measuring approx. 425 mm x 70 mm x 30 mm). It is easily attached and removed at any time owing to two embedded round magnets. When not in use it can simply be attached to any magnetised parts of the truck in order to be readily available.

Typical applications include: Transport of

- Turned products
- Moulded products
- Stainless steel plates
- Painted or enamelled containers
- All items that require protection from scratches and dents

Types:

As a fixed upper coating of 10 mm thickness or a sleeve with perforated U shaped fixing plate and an upper coating of 10 mm.

STOBITEX

PU Heavy Load Impact Protector with perforated metal insert

STOBITEX • PU Heavy load Impact Protector

- optimal shock absorption
- noise reduction
- cost minimizing
- easy to applicate due to perforated metal insert
- especially for dynamic loads
- due to perforated metal insert increase of structural strength



This family of protective articles is made up of a transparent PU Elastomer in various widths and thicknesses with a perforated metal insert (thickness 2 mm).
The heavy load impact protector prevents damage and noise as a result of impacting objects.

Also available withour perforated metal insert!

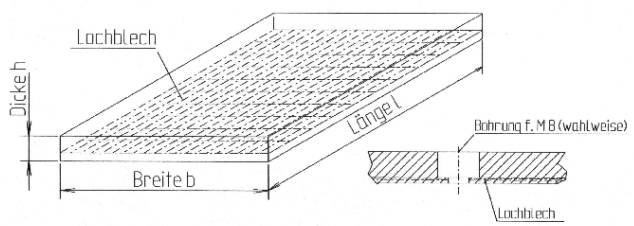

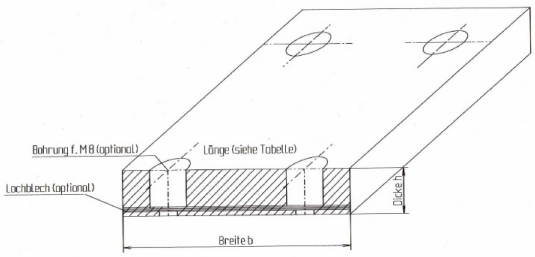

STOBITEX
PU Impact Protection „Hollow Profile“

STOBITEX • PU Impact Protection „Hollow Profile“

- very flexible
- resistant PU elastomere surface
- easy application because of perforated metal inlet
- good shock absorption
- high buffer effect
- high variability because of modular construction

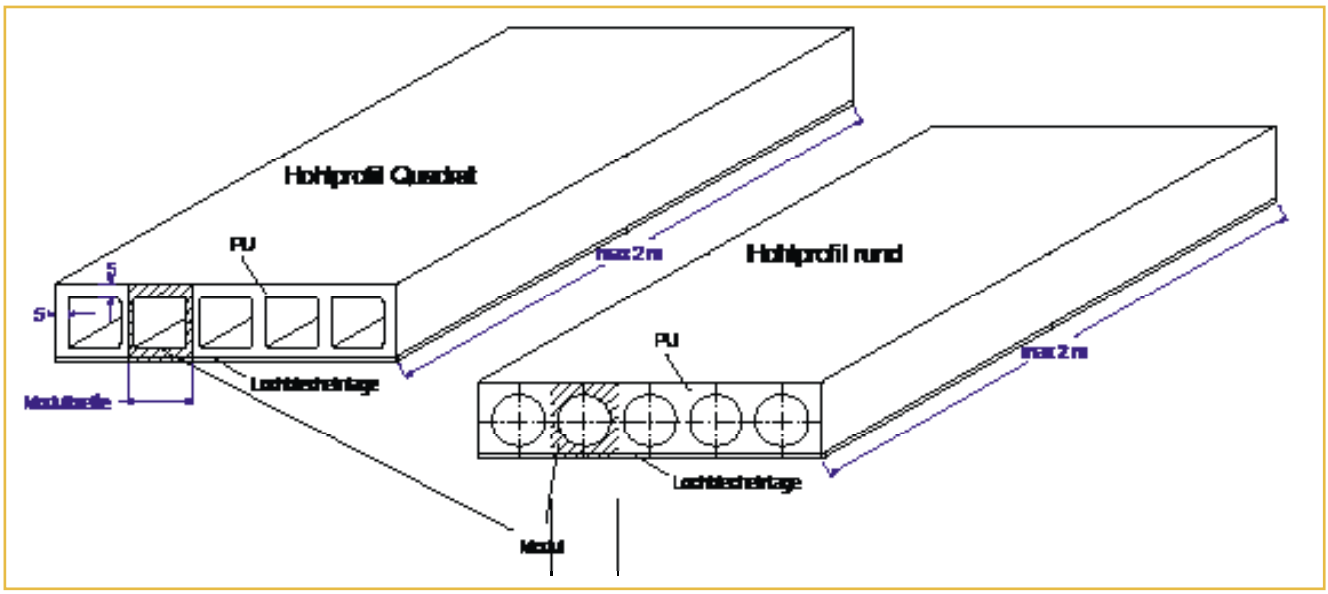

Construction:
PU Elastomere layer ca. 5 mm, Hollow profile circle or square 10 mm, 20 mm or 30 mm,
PU Elastomere layer ca. 5 mm with perforated metal insert 2 mm

Type	Module dimension Hollow Profile	Module width approx.	Module height approx.	Module weight per meter approx.
HPQ 20	Square 20 * 20	25 mm	30 mm	650 gr.
HPQ 30	Square 30 * 30	35 mm	40 mm	900 gr.
HPQ 40	Square 40 * 40	45 mm	50 mm	1200 gr.

HPR 20	Circle Ø 20	25 mm	30 mm	750 gr.
HPR 30	Circle Ø 30	35 mm	40 mm	1200 gr.
HPR 40	Circle Ø 40	45 mm	50 mm	1600 gr.

Maximal dimensions:
Length 2 m, Width 5 Modules

STOBITEX
PU Impact Protection

STOBITEX • PU Impact Protection

- highly wear-resistant
- optimal shock absorption
- noise reducing
- cost minimizing
- Versatile application

Our high-tensile PU Impact Protection products can be used wherever there is a requirement to protect sensitive parts from damage due to collision or impact.

These Products can be divided into three general types:

1) Heavy load impact protection with perforated metal insert / prong protection

This family of protective articles is made up of a transparent PU Elastomer in various widths and thicknesses with a perforated metal insert.
The heavy load impact protector prevents damage and noise as a result of impacting objects.
For example: the unloading of metal coils and other heavy objects, corner protection in areas used by forklift trucks.
The perforated metal insert stabilises the PU layer, thus preventing excessive bending or giving.
Apart from this the protector can be mounted using screws or rivets.

Production lengths: 2 m; widths up to 300 mm; thickness up to 50 mm. Other constructions and designs on request.

A special type of these protective materials is the prong protection.
A moulded U shaped bracket is used to attach the prong protector to the prong.
(Protection of the lifting equipment for example stainless steel plates, but also noise reduction in case of for example box transport).
The attachable sleeve can be fitted with a rear hook, which prevents it slipping off the prong.

2) Impact protection from elastomeric foam

Impact protection from elastomeric foam consitutes an inexpensive alternative to the heavy load impact protection.
It consists of orange or black PU foam with spatial weights of 600 to 800 Kg/m3 (PU Elastomere: 1200 kg/m^3).
Due to its lower structural strength it finds application in the prevention of lateral impacts and is also suitable for lower loads
(Coil base protection up to 1,5 t).
The impact protection from elastomeric foam is foamed in closed forms according to individual preferences.
Weight per part max. 5 kg.
Plate size max. 600 x 300 x 30.

3) Impact protection from integral foam

The impact protection from integral foam is with a spatial weight of 350 kg/m very light.
It is especially used as warning profile for the protection of people, to prevent impact injuries (for example head impacts on shelf edges).
Due to its yellow / black stripe marking it has an excellent signal effect.
The possible production sizes comply to those of the impact protection from elastomeric foam.
A special version is the STOBIFORM Collision protection cladding which is especially suited for the „defusion“ of table and shelf corners or T Shapes.

STOBIFORM
PU Collision protection

STOBIFORM • PU Collision protection cladding

- Collision injury prevention
- Warning Effect
- Universally mountable
- Easy to apply due to self adhesion

PU impact protection cladding can be used wherever there is a requirement to protect edges, corners, shelving, tables etc. from damage

Particularly sharp corners or edges should have it applied in order to prevent collision injuries such as head injuries on shelving edges. STOBIFORM PU Impact Protection cladding is particularly suited to storage facilities.
It reliably prevents collision injury.

STOBIFORM Collision protection claddingis made of a forgiving PU foam material and is marked with yellow stripes for better visibility.

It is available in 3 versions:
a) Corner Protection cladding EP for the treatment of 90 corners.
b) Edge protection cladding KP for the masking of projecting edges (T Shapes).
c) Flat surface cladding FP for the protection of flat and round surfaces.

The cladding is self-adhesive (EP and FP) or can be secured to the surface (such as T Shapes and glass plates) to be treated (KP).
The cladding is delivered in 1 m pices and can be seamlessly combined.
In the case of corner protection cladding (EP) 90 pieces with two or three branches are available in order to probide total coverage of areas such as table corners.

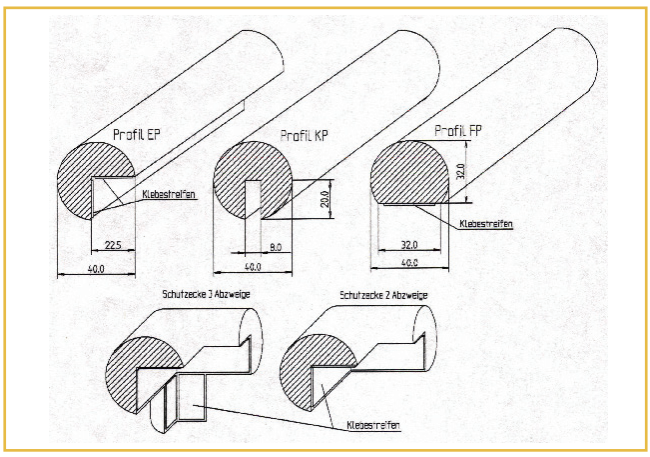

Notes / sketches

Notes

Sketches

Disclaimer:

The information given in this brochure has been prepared for promotional purposes and should only be used for guidance.
We take no liability for any misprints or omissions.
We reserve the right at any time to make changes. Weights, dimensions and other details are not binding.
We reserve the right to deliver an identical, equivalent product.

Copyright: protected by copyright law. Copyright Unitex, Scherpenzeel (NL). Not to be reproduced in any form.

UNITEX Worldwide

Europa

>>Germany<<

LHS
Flugplatzstrasse F2 Nr. 6
15344 Strausberg
Tel : + 49 03341 30 73 18
Fax : + 49 03341 30 73 54

LUBBE
PO BOX 29 02 13
Am Lunedeich Bremerhaven D-27532
Tel : + 49 0471 96 29 0
Fax : + 49 0471 96 12 00 3

Zopf GmbH & Co
Wehrstraße 10
32549 Bad Oeynhausen
Tel : + 49 05731 5305-0
Fax : + 49 05731 5305-40

Klöpfer GmbH
Ulmer Strasse 231 - 70327 Stuttgart
Tel : + 49 0711 4204713
Fax : + 49 0711 4204715

SEIL BAUR GmbH
Derchinger Strasse 126
D-86165 AUGSBURG
Tel : + 49 821 720 70-0
Fax : + 49 821 720 70-42

>>Netherlands<<

Technotex Industrial Supply
Printer 22 | 7741 MD Coevorden
Postbus 309 | 7740 AH Coevorden
Tel : + 31 524 515 114
Fax : + 31 524 511 935

UNIFIXX B.V
Worldwide Headquarters
Glashorst 111 | 3925 BR Scherpenzeel
Tel : + 31 33 2776600
Fax : + 31 33 2776626

C&S Valkenburg & Co BV
Industrial Webbing
Tel : + 31 332 776 600
Fax : + 31 332 776 641

>>France<<

Levac S.A.S.
12 Avenue Lionel TERRAY
69330 MEYZIEU
Tel : + 33 0 4 7869 1505
Fax : + 33 0 4 7861 7733

>>United Kingdom<<

RidgeGear Ltd
Marling Mills | Nelson street | Leek
Staffs, ST13 6BB
Tel : +44 (0)1538 392 616
Fax : +44 (0)1538 387 350

Marling Leek Ltd
Marling Mills | Nelson street | Leek
Staffs, ST13 6BB
Tel : +44 (0)1538 384 108
Fax : +44 (0)1538 387 350

Miller Weblift Ltd
Marling Mills | Nelson street | Leek
Staffs, ST13 6BB
Tel : +44 (0)1538 384 108
Fax : +44 (0)1538 387 350

>>Italy<<

Tecnobelt Siten srl
Industrial Webbing
Viale Fasano, 14 | Chieri 10023 | (TO)
Tel : + 39 011 9472527
Fax : + 39 011 9422005

>>Spain<<

Unitex Spain SL / Tenso
Ctra. BP-2151 km 18, 08776 Sant Pere
de Riudebitlles (Barcelona)
Tel : + 34 93 899 62 10
Fax : + 34 93 899 62 09

Worldwide

>>USA<<

Unitex Group USA
104 Hurricane Creek Rd. | P.O. Box 455
Piedmont, SC 29673 | USA
Tel : + 1 864 864 8686
Fax : + 1 864 864 8701

>>Russia<<

Unitex Neva (Russia)
Ulitsa Novgorodskaya 14, office 301
191144 St. Petersburg
Tel : +7 812 710 29 08
Fax : +7 812 710 29 08

>>China<<

Unitex Safety Equipment (Kunshan)
351# Nan Band Rd.
Kunshan City | Jiangsu Province
Tel : +86 512 5771 3688
Fax : +86 512 5771 3168

>>Singapore<<

FRT Manufacturing & Trading Co
627 Aljunied Road
#04-01 Pacific Building
SINGAPORE 389837
Tel : + 65 67433652
Fax : +65 67433230

>>Malaysia<<

Top Slings Trading Sdn Bhd
Lot 11071 & 11072, Batu 3 1/2
Jalan Kampung Jawa,
41000 Klang, Selangor, Malaysia
Tel : + 603 5162 3096
Fax : + 603 5162 3094

© by Unitex-Group • Version 10/2012